




















<p>GTL-101 Approx. 1100mm For: COS-620FG, CVT-427B/417B, SFG-2000 Series, SFG-1000 Series, CFG-8000 Series, CFG-8000 Series</p> 	<p>GTL-103 Approx. 1200mm For: CAG-809/810,GAD-201G</p> 
<p>GTL-104A Approx. 1000mm ; Max. Current 10A For: PSP-Series, PST-Series, PSS-Series, PSM-Series, CPR-U/H/M Series, CPS-Series, CPC-Series</p> 	<p>GTL-105A Approx. 1000mm ; MAX Current 3A For: CPR-U/H/M Series, GPC-Series, GPS-Series, PPE-Series, PPS-Series, PPT-Series, PSS-Series, PST-Series</p> 
<p>GTL-107A Approx. 1.1m For: GDM-8034,GDM-8135,GDM-8145</p> 	<p>GTL-108A 4W Type Test Lead Approx. 1.1m For: GDM-801H/802 , GDM-8261A , GDM-8255A/8251A</p> 
<p>GTL-110 Approx. 1000mm For: GDS-2000 Series, GOS-Series, GDS-1000-U/1000A-U Series, GRS-Series, GFC-8131H/8270H, GRG-450B, CSG-120/122, SFG-Series, AFC-Series</p> 	<p>GTL-115 For: CPT-9904/9804</p> 
<p>GTL-117 Approx. 1200mm For: GDM-8245/8246</p> 	<p>GTL-120 Approx. 1200mm, MAX. Current 40A For: PEL-3000 Series PEL-2000 Series</p> 
<p>GTL-121 Approx. 1200mm, Voltage sense lead For: PEL-2000 Series</p> 	<p>GTL-122 Approx. 1200mm, MAX. Current 40A For: PSH-Series, CPR-U Series, CPR-H Series</p> 
<p>GTL-123 Test Lead Approx. 1200mm , MAX. Current 40A For: PSW-Series</p> 	<p>GTL-201A Ground Lead (European Terminal) Approx. 200mm For: GPS-2303/3303/4303, PSM-Series, GPS-3030/3030D/3030DD</p> 
<p>GTL-202 Sense Lead (European Terminal) Approx. 200mm For: PSM-Series</p> 	<p>GTL-203A (European Terminal) Approx. 1000mm , MAX. Current 3A For: PSS-Series, PST-Series, GPC-Series, GPS-Series, SPS-Series</p> 
<p>GTL-204A (European Terminal) Approx. 1000mm , MAX. Current 10A For: GPC-Series, GPS-Series, PPE-Series, PPS-Series, PPT-Series, PSM-Series, PSP-Series,PST-Series,</p> 	<p>GTL-205 Temperature probe adaptor with thermocouple (K type) Approx. 1m For: GDM-8261A, GDM-8342/8341, GDM-8255A/8251A</p> 
<p>GTL-207 Test Lead Approx. 0.8m For: GDM-8261A, GDM-8255A/8251A GDM-8342/8341 GLC-9000</p> 	<p>GTL-401 DC Power Cord with DC Jack and Lighter Plug, Current 5A For:GSP-Series</p> 