

**BR-6476AC**

# Schnellinstallationsanleitung

06-2019 / v1.0

---

## **Edimax Technology Co., Ltd.**

No. 278, Xinhua 1st Rd., Neihu Dist., Taipei City, Taiwan

Email: [support@edimax.com.tw](mailto:support@edimax.com.tw)

---

## **Edimax Technology Europe B.V.**

Fijenhof 2, 5652 AE Eindhoven, The Netherlands

Email: [support@edimax.nl](mailto:support@edimax.nl)

---

## **Edimax Computer Company**

3444 De La Cruz Blvd., Santa Clara, CA 95054, USA

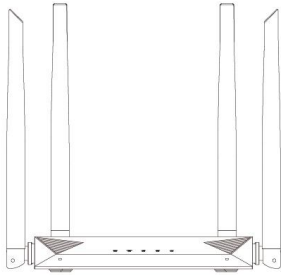
Live Tech Support: 1(800) 652-6776

Email: [support@edimax.com](mailto:support@edimax.com)

# Verpackungsinhalt

---

Bevor Sie dieses Produkt benutzen, überprüfen Sie bitte, ob irgendetwas in der Verpackung fehlt, und wenden Sie sich an Ihren Händler, um fehlende Teile zu melden.

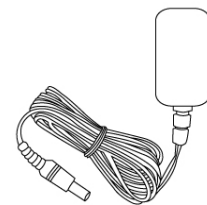


**BR-6476AC**

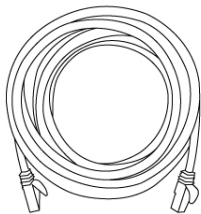
**(5GHz-Antenne x 2 +  
2,4GHz-Antenne x 2 mit 5dBi)**



**Schnellinstallationsleit**



**Netzadapter**



**Ethernetkabel**

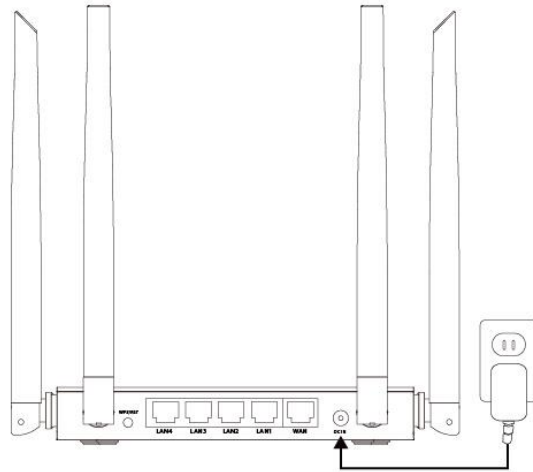


Download product material here  
<https://www.edimax.com/download>

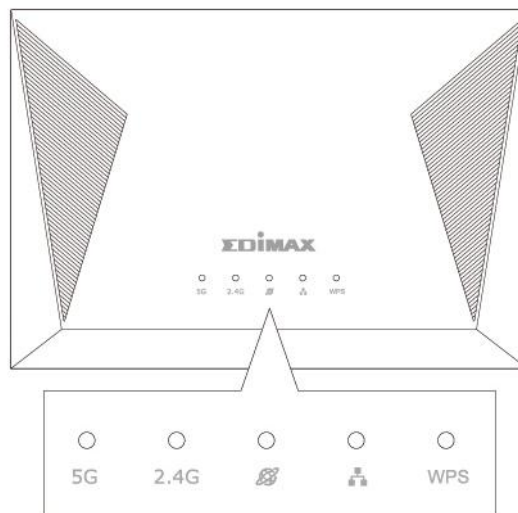
# Installation

---

1. Stecken Sie das Netzteil in den 12V DC-Anschluss des Geräts und das andere Ende in eine Steckdose.



2. Achten Sie darauf, dass die Power-LED leuchtet. Falls nicht, ist das Gerät nicht ordnungsgemäß angeschlossen.



3. Benutzen Sie ein WLAN-Gerät (z.B. Computer, Tablet, Smartphone), um nach einem WLAN-Netzwerk mit dem Namen „edimax\_2.4G\_xx“ oder „edimax\_5G\_xx“ zu suchen und sich damit zu verbinden. xx bezieht sich auf die letzten beiden Ziffern der MAC-Adresse.

 **Für das Setup auf einem Smartphone oder Tablet sind iOS 4 oder Android 4 und höher erforderlich.**

4. Öffnen Sie einen Internetbrowser, geben Sie die URL ***http://192.168.2.1*** ein und beginnen Sie den Einrichtungsprozess.

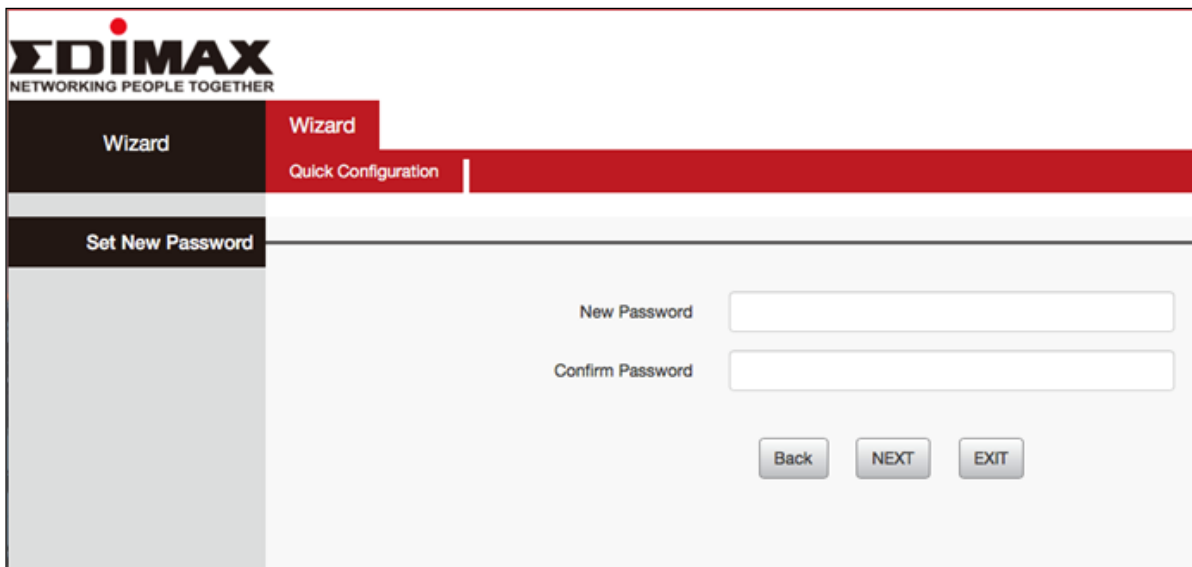


Sie werden aufgefordert, einen Benutzernamen und ein Passwort einzugeben. Der Standardbenutzername ist „**admin**“ und das Standardpasswort ist „**1234**“.

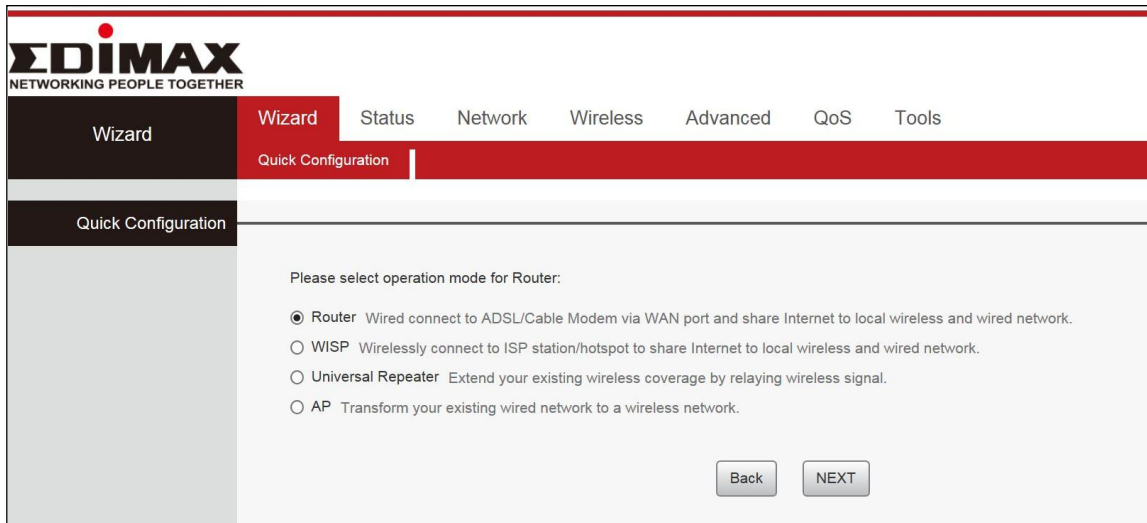


***Wenn Sie nicht auf <http://192.168.2.1> zugreifen können, überzeugen Sie sich bitte davon, dass Ihr Computer für die Verwendung einer dynamischen IP-Adresse eingestellt ist. Hierbei handelt es sich um ein einfaches Verfahren und eine Schritt-für-Schritt-Anleitung befindet sich im Benutzerhandbuch.***

5. Geben Sie das neue Passwort ein, bestätigen Sie es und klicken Sie zum Fortfahren auf „NEXT“ (Weiter).



6. Wählen Sie einen Modus für Ihren BR-6476AC und klicken Sie auf „Next“ (Weiter) um fortzufahren.



<b>Wi-Fi-Router</b>	<i>Dieses Gerät stellt eine Verbindung zu Ihrem Modem her und aktiviert den Internetzugang (WLAN und Ethernet) auf Ihren Netzwerkvorrichtungen.</i>
<b>WISP-Modus</b>	<i>Das Gerät stellt eine Verbindung zu Ihrem Wireless Internet Service Provider her und aktiviert den 2,4 GHz bzw. 5 GHz Internetzugang (WLAN und Ethernet) für Ihre Netzwerkvorrichtungen.</i>
<b>Universal Repeater</b>	<i>Das Gerät agiert als Drahtlos-Repeater, der Ihnen hilft, Ihr WLAN-Netzwerk zu erweitern. Das Gerät agiert gleichzeitig als Client und AP (Zugangspunkt). Es nutzt die Client-Funktion, um die Verbindung mit einem Root-AP herzustellen, und die AP-Funktion, um alle drahtlosen Clients innerhalb der Reichweite zu bedienen.</i>
<b>Access Point</b>	<i>Das Gerät verbindet sich über Ethernetkabel mit einem vorhandenen Router und stellt Ihren Netzwerkvorrichtungen Internet (WLAN und Ethernet) zur Verfügung.</i>

7. Folgen Sie den Bildschirmanweisungen, um das Setup abzuschließen. Für weitere Informationen beziehen Sie sich bitte auf das Benutzerhandbuch.

# Fehlersuche

---

## 1. Die System-LED leuchtet nicht.

- a. Achten Sie darauf, dass das Netzteil des Routers richtig in eine Steckdose eingesteckt ist.
- b. Achten Sie auch darauf, dass die Steckdose aktiv ist (d. h. dass sie funktionsfähig ist), indem Sie ein anderes Elektrogerät einstecken.
- c. Stecken Sie das Netzteil des Routers wieder in die Steckdose. Wenn die System-LED weiterhin nicht leuchtet, wenden Sie sich an Ihren Händler vor Ort, um technische Unterstützung zu erhalten.

## 2. Die WAN-LED leuchtet nicht.

- a. Achten Sie darauf, dass das Ethernet-Kabel (RJ-45) richtig mit dem Ethernet-Anschluss des Netzteils des Routers verbunden ist.
- b. Achten Sie darauf, dass das andere Ende des Ethernet-Kabels (RJ-45) richtig mit der LAN-Karte des Computers oder mit Ihrem Kabel/xDSL Ethernet-Anschluss verbunden ist.
- c. Achten Sie darauf, dass die LAN-Karte Ihres Computers richtig installiert und konfiguriert wurde.
- d. Achten Sie darauf, dass Ihr Kabel/xDSL-Breitbandzugang funktioniert und richtig konfiguriert wurde.
- e. Wenn die Ethernet-LED weiterhin nicht leuchtet, wenden Sie sich an Ihren Händler vor Ort, um technische Unterstützung zu erhalten.

## 3. Ich habe keinen Zugriff auf das Internet.

- a. Stellen Sie sicher, dass alle Kabel ordnungsgemäß angeschlossen sind. Versuchen Sie ein anderes Ethernetkabel.
- b. Prüfen Sie, ob Sie Zugriff auf die webbasierte Konfigurationsschnittstelle haben. Falls nicht, überzeugen Sie sich bitte davon, dass Ihr Computer für die Verwendung einer dynamischen IP-Adresse eingestellt ist. Entnehmen Sie die Anleitung aus dem Benutzerhandbuch, falls Sie nicht sicher sind, wie Sie vorgehen müssen.
- c. Melden Sie sich auf der webbasierten Konfigurationsschnittstelle an und gehen Sie auf **Internet > WAN Setup** und prüfen Sie, ob die Anschlussart korrekt ist. Falls Sie sich nicht sicher sind, welche Internetanschlussart Sie haben, kontaktieren Sie bitte Ihren Internet Service Provider (ISP).
- d. Schließen Sie Ihren Computer direkt an Ihr Modem an und prüfen Sie, ob Sie Internetzugang haben. Falls nicht, wenden Sie sich bitte an Ihren Internet Service Provider, um Hilfe zu erhalten.

#### 4. Ich kann die webbasierte Konfigurationsschnittstelle nicht öffnen.

- a. Bitte stellen Sie sicher, dass Ihr Computer auf die Verwendung einer dynamischen IP-Adresse eingestellt ist. Entnehmen Sie die Anleitung aus dem Benutzerhandbuch, falls Sie nicht sicher sind, wie Sie verfahren müssen.

#### 5. Wie setze ich mein Gerät auf die Werksstandardeinstellungen zurück?

- a. Um das Gerät auf die Werksstandardeinstellungen zurückzusetzen, halten Sie die WPS/Reset-Taste mehr als 10 Sekunden lang gedrückt, bis die Netz-LED beginnt zu blinken. Bitte warten Sie ein paar Minuten, bis das Produkt neustartet. Wenn das Gerät neustartet, werden alle Einstellungen zurückgesetzt. Standardeinstellungen werden auf dem Produktetikett auf der Rückseite des Geräts angezeigt.

#### 6. Ich habe mein Passwort vergessen.

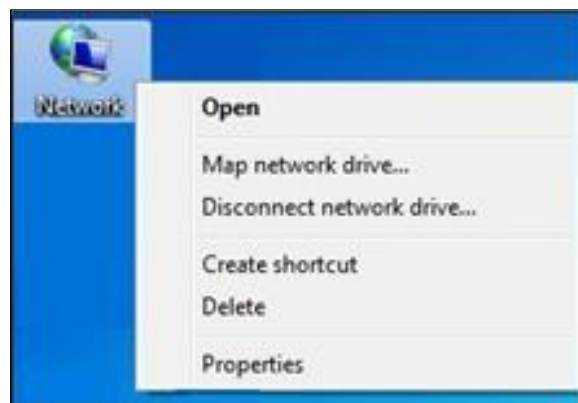
- a. Setzen Sie den Router auf seine Werksstandardeinstellungen zurück und verwenden Sie den Standardbenutzernamen **admin** und das Standardpasswort **1234**. Die Standardeinstellungen werden auf dem Produktetikett auf der Rückseite des Geräts angezeigt, wie oben dargestellt.

#### 7. Entfernen Sie das Drahtlosnetzwerk von Ihrem PC.

Wenn Sie die Drahtloseinstellungen Ihres Drahtlosgeräts ändern, müssen Sie sie entsprechend von Ihrem PC löschen; anderenfalls können Sie eventuell keine Drahtlosverbindung zu diesem Gerät herstellen. Nachfolgend wird beschrieben, wie Sie das Drahtlosnetzwerk von Ihrem PC entfernen.

##### Windows 7

Schritt 1: Klicken Sie mit der rechten Maustaste auf das Symbol **Netzwerk** und wählen Sie **Eigenschaften**.



Schritt 2: Wählen Sie **Drahtlosnetzwerke verwalten**.



Schritt 3: Wählen Sie das **Drahtlosnetzwerk aus** und klicken Sie auf „**Netzwerk entfernen**“.



Schritt 4: Klicken Sie mit der rechten Maustaste auf **Verbindung mit Drahtlosnetzwerk** und wählen Sie dann **Eigenschaften**.



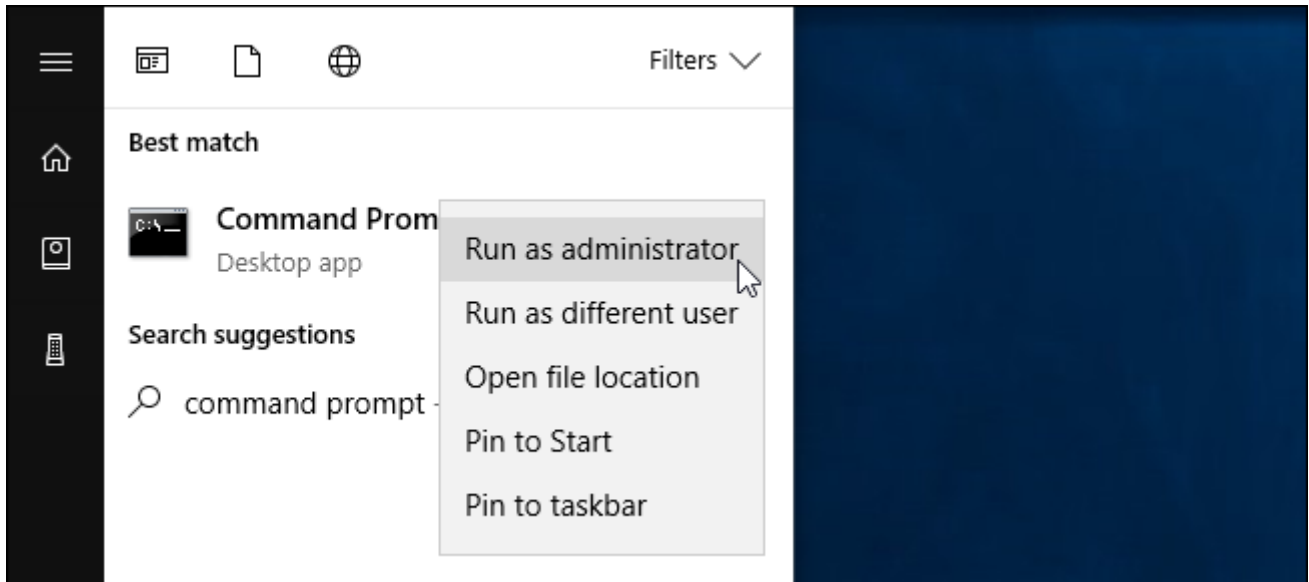


Schritt 5: Klicken Sie auf **Drahtlosnetzwerke**, wählen Sie unter **Bevorzugte Netzwerke** den Namen des Drahtlosnetzwerks aus und klicken Sie dann auf die Schaltfläche **Entfernen**.



## Windows 8

Schritt 1: Öffnen Sie das **Start-Menü**, suchen Sie die **Eingabeaufforderung**, klicken Sie mit der rechten Maustaste auf die Verknüpfung der Eingabeaufforderung und wählen Sie **„Als Administrator ausführen“**.



Schritt 2: Geben Sie den folgenden Befehl ein: **„netsh wlan show profiles“** und drücken Sie die **Eingabetaste**, um eine Liste Ihrer gespeicherten WLAN-Netzwerke anzuzeigen:

Schritt 3. Suchen Sie nach dem Profilnamen des Netzwerks, das Sie entfernen möchten. Geben Sie den folgenden Befehl ein: **„netsh wlan delete profile name="PROFILE NAME"“**,

```
Administrator: Command Prompt
Microsoft Windows [Version 10.0.10586]
(c) 2015 Microsoft Corporation. All rights reserved.

C:\WINDOWS\system32>netsh wlan show profiles

Profiles on interface Wi-Fi:

Group policy profiles (read only)
-----
    <None>

User profiles
-----
    All User Profile      : Squawk Net - 5GHz
    All User Profile      : HOME-D12F
    All User Profile      : Asus-N16
    All User Profile      : TELUS2410
    All User Profile      : SHAW-1C4A60
    All User Profile      : BTHub5-HZXC
    All User Profile      : BTWifi-with-FON
    All User Profile      : BTWiFi
    All User Profile      : BTWiFi-with-FON
```

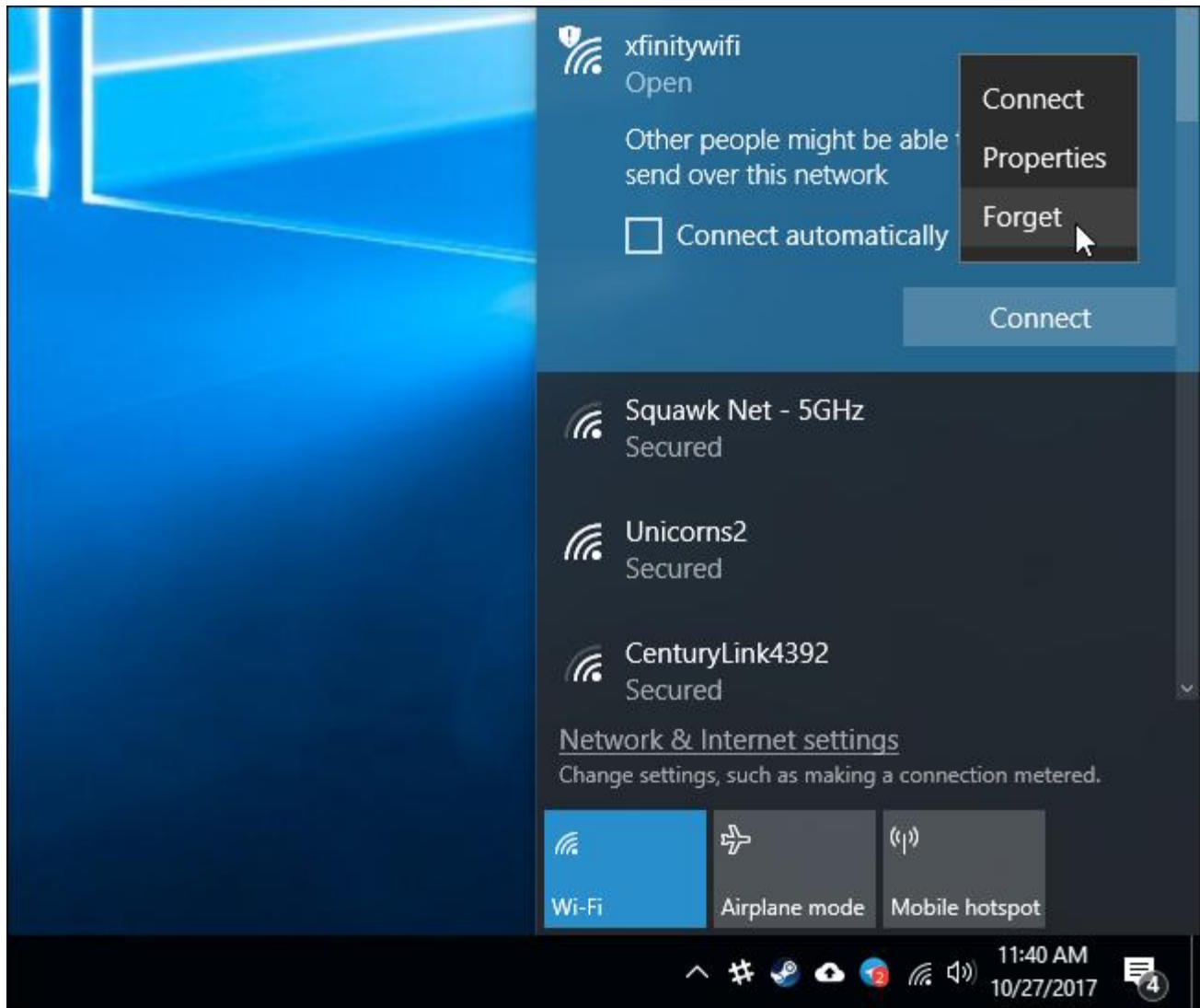
ersetzen Sie dabei „**PROFILE NAME**“ durch den Namen des Netzwerks, das Sie entfernen möchten.

```
C:\WINDOWS\system32>netsh wlan delete profile name="BTWiFi"
Profile "BTWiFi" is deleted from interface "Wi-Fi".

C:\WINDOWS\system32>_
```

## Windows 10

Schritt 1: Öffnen Sie in der Taskleiste das WLAN-Popup. Klicken Sie mit der rechten Maustaste auf den Namen des Netzwerks, das Sie entfernen möchten, oder drücken Sie länger darauf, und wählen Sie „Forget“ (Vergessen).



## **COPYRIGHT**

Copyright © Edimax Technology Co., Ltd. all rights reserved. No part of this publication may be reproduced, transmitted, transcribed, stored in a retrieval system, or translated into any language or computer language, in any form or by any means, electronic, mechanical, magnetic, optical, chemical, manual or otherwise, without the prior written permission from Edimax Technology Co., Ltd.

Edimax Technology Co., Ltd. makes no representations or warranties, either expressed or implied, with respect to the contents hereof and specifically disclaims any warranties, merchantability, or fitness for any particular purpose. Any software described in this manual is sold or licensed as is. Should the programs prove defective following their purchase, the buyer (and not this company, its distributor, or its dealer) assumes the entire cost of all necessary servicing, repair, and any incidental or consequential damages resulting from any defect in the software. Edimax Technology Co., Ltd. reserves the right to revise this publication and to make changes from time to time in the contents hereof without the obligation to notify any person of such revision or changes.

The product you have purchased and the setup screen may appear slightly different from those shown in this QIG. The software and specifications are subject to change without notice. Please visit our website [www.edimax.com](http://www.edimax.com) for updates. All brand and product names mentioned in this manual are trademarks and/or registered trademarks of their respective holders.

## Federal Communication Commission Interference Statement

This equipment has been tested and found to comply with the limits for a Class B digital device, pursuant to Part 15 of FCC Rules. These limits are designed to provide reasonable protection against harmful interference in a residential installation. This equipment generates, uses, and can radiate radio frequency energy and, if not installed and used in accordance with the instructions, may cause harmful interference to radio communications. However, there is no guarantee that interference will not occur in a particular installation. If this equipment does cause harmful interference to radio or television reception, which can be determined by turning the equipment off and on, the user is encouraged to try to correct the interference by one or more of the following measures:

1. Reorient or relocate the receiving antenna.
2. Increase the separation between the equipment and receiver.
3. Connect the equipment into an outlet on a circuit different from that to which the receiver is connected.
4. Consult the dealer or an experienced radio technician for help.

### FCC Caution

This device and its antenna must not be co-located or operating in conjunction with any other antenna or transmitter. This device complies with Part 15 of the FCC Rules. Operation is subject to the following two conditions: (1) this device may not cause harmful interference, and (2) this device must accept any interference received, including interference that may cause undesired operation. Any changes or modifications not expressly approved by the party responsible for compliance could void the authority to operate equipment.

### Federal Communications Commission (FCC) Radiation Exposure Statement

This equipment complies with FCC radiation exposure set forth for an uncontrolled environment. In order to avoid the possibility of exceeding the FCC radio frequency exposure limits, human proximity to the antenna shall not be less than 2.5cm (1 inch) during normal operation.

### Federal Communications Commission (FCC) RF Exposure Requirements

SAR compliance has been established in the laptop computer(s) configurations with PCMCIA slot on the side near the center, as tested in the application for certification, and can be used in laptop computer(s) with substantially similar physical dimensions, construction, and electrical and RF characteristics. Use in other devices such as PDAs or lap pads is not authorized. This transmitter is restricted for use with the specific antenna tested in the application for certification. The antenna(s) used for this transmitter must not be co-located or operating in conjunction with any other antenna or transmitter.

### RED Compliance Statement

#### Compliance with 2014/53/EU Radio Equipment Directive (RED)

In accordance with Article 10.8(a) and 10.8(b) of the RED, the following table provides information on the frequency bands used and the maximum RF transmit power of the product for sale in the EU:

Frequency range (MHz)	Max. Transmit Power (dBm)
2412-2472	19.74 dBm
5150-5240	19.09 dBm

A simplified DoC shall be provided as follows: Article 10(9)

Hereby, Edimax Technology Co., Ltd. declares that the radio equipment type **1200M wireless Router** is in compliance with Directive 2014/53/EU

The full text of the EU declaration of conformity is available at the following internet address: <http://www.edimax.com/edimax/global/>

### Safety

This equipment is designed with the utmost care for the safety of those who install and use it. However, special attention must be paid to the dangers of electric shock and static electricity when working with electrical equipment. All guidelines of this and of the computer manufacture must therefore be allowed at all times to ensure the safe use of the equipment.

**EU Countries Intended for Use**

The ETSI version of this device is intended for home and office use in Austria, Belgium, Bulgaria, Cyprus, Czech, Denmark, Estonia, Finland, France, Germany, Greece, Hungary, Ireland, Italy, Latvia, Lithuania, Luxembourg, Malta, Netherlands, Poland, Portugal, Romania, Slovakia, Slovenia, Spain, Sweden, Turkey, and United Kingdom. The ETSI version of this device is also authorized for use in EFTA member states: Iceland, Liechtenstein, Norway, and Switzerland.

**EU Countries Not Intended for Use**

None

## EU Declaration of Conformity

- English:** This equipment is in compliance with the essential requirements and other relevant provisions of Directive 2014/53/EU, 2014/35/EU.
- Français:** Cet équipement est conforme aux exigences essentielles et autres dispositions de la directive 2014/53/EU, 2014/35/EU.
- Čeština:** Toto zařízení je v souladu se základními požadavky a ostatními příslušnými ustanoveními směrnic 2014/53/EU, 2014/35/EU.
- Polski:** Urządzenie jest zgodne z ogólnymi wymaganiami oraz szczególnymi warunkami określonymi Dyrektywą UE 2014/53/EU, 2014/35/EU.
- Română:** Acest echipament este în conformitate cu cerințele esențiale și alte prevederi relevante ale Directivei 2014/53/UE, 2014/35/UE.
- Русский:** Это оборудование соответствует основным требованиям и положениям Директивы 2014/53/EU, 2014/35/EU.
- Magyar:** Ez a berendezés megfelel az alapvető követelményeknek és más vonatkozó irányelveknek (2014/53/EU, 2014/35/EU).
- Türkçe:** Bu cihaz 2014/53/EU, 2014/35/EU direktifleri zorunlu istekler ve diğer hükümlerle ile uyumludur.
- Українська:** Обладнання відповідає вимогам і умовам директиви 2014/53/EU, 2014/35/EU.
- Slovenčina:** Toto zariadenie spĺňa základné požiadavky a ďalšie príslušné ustanovenia smerníc 2014/53/EU, 2014/35/EU.
- Deutsch:** Dieses Gerät erfüllt die Voraussetzungen gemäß den Richtlinien 2014/53/EU, 2014/35/EU.
- Español:** El presente equipo cumple los requisitos esenciales de la Directiva 2014/53/EU, 2014/35/EU.
- Italiano:** Questo apparecchio è conforme ai requisiti essenziali e alle altre disposizioni applicabili della Direttiva 2014/53/EU, 2014/35/UE.
- Nederlands:** Dit apparaat voldoet aan de essentiële eisen en andere van toepassing zijnde bepalingen van richtlijn 2014/53/EU, 2014/35/EU.
- Português:** Este equipamento cumpre os requisitos essenciais da Directiva 2014/53/EU, 2014/35/EU.
- Norsk:** Dette utstyret er i samsvar med de viktigste kravene og andre relevante regler i Direktiv 2014/53/EU, 2014/35/EU.
- Svenska:** Denna utrustning är i överensstämmelse med de väsentliga kraven och övriga relevanta bestämmelser i direktiv 2014/53/EU, 2014/35/EU.
- Dansk:** Dette udstyr er i overensstemmelse med de væsentligste krav og andre relevante forordninger i direktiv 2014/53/EU, 2014/35/EU.
- suomen kieli:** Tämä laite täyttää direktiivien 2014/53/EU, 2014/35/EU. oleelliset vaatimukset ja muut asiaankuuluvat määräykset.

FOR USE IN 



---

## WEEE Directive & Product Disposal



At the end of its serviceable life, this product should not be treated as household or general waste. It should be handed over to the applicable collection point for the recycling of electrical and electronic equipment, or returned to the supplier for disposal.



## Declaration of Conformity

We, Edimax Technology Co., Ltd., declare under our sole responsibility, that the equipment described below complies with the requirements of the European Radio Equipment directives.

**Equipment:** 1200M wireless router  
**Model No.:** BR-6476AC

The following European standards for essential requirements have been followed:

### Directives 2014/53/EU

Spectrum : EN 300 328 V2.1.1:2016  
EN 301 893 V2.1.0:2017  
EMC : EN 301 489-1 V2.2.0:2017  
EN 301 489-17 V3.2.0:2017  
EMF : EN 62311:2008  
Safety (LVD) : IEC 60950-1:2005 (2<sup>nd</sup> Edition)+Am 1:2009+Am 2:2013  
EN 60950-1:2006+A11:2009+A1:2010+A12:2011+A2:2013

Edimax Technology Europe B.V.  
Fijenhof 2,  
5652 AE Eindhoven,  
The Netherlands

a company of :  
Edimax Technology Co., Ltd.  
No. 278, Xinhua 1st Rd.,  
Neihu Dist., Taipei City,  
Taiwan

### Signature:

Printed Name: David Huang  
Title: Director



Date of Signature: June, 2019

Signature:

A handwritten signature in black ink, appearing to read 'Albert Chang', written over a horizontal line.

Printed Name:

Albert Chang

Title:

Director

Edimax Technology Co., Ltd.

## Notice According to GNU General Public License Version 2

This product includes software that is subject to the GNU General Public License version 2. The program is free software and distributed without any warranty of the author. We offer, valid for at least three years, to give you, for a charge no more than the costs of physically performing source distribution, a complete machine-readable copy of the corresponding source code.

Das Produkt beinhaltet Software, die den Bedingungen der GNU/GPL-Version 2 unterliegt. Das Programm ist eine sog. „Free Software“, der Autor stellt das Programm ohne irgendeine Gewährleistungen zur Verfügung. Wir bieten Ihnen für einen Zeitraum von drei Jahren an, eine vollständige maschinenlesbare Kopie des Quelltextes der Programme zur Verfügung zu stellen – zu nicht höheren Kosten als denen, die durch den physikalischen Kopiervorgang anfallen.

### GNU GENERAL PUBLIC LICENSE Version 2, June 1991

Copyright (C) 1989, 1991 Free Software Foundation, Inc. 51 Franklin Street, Fifth Floor, Boston, MA 02110-1301, USA  
Everyone is permitted to copy and distribute verbatim copies of this license document, but changing it is not allowed.

#### Preamble

The licenses for most software are designed to take away your freedom to share and change it. By contrast, the GNU General Public License is intended to guarantee your freedom to share and change free software--to make sure the software is free for all its users. This General Public License applies to most of the Free Software Foundation's software and to any other program whose authors commit to using it. (Some other Free Software Foundation software is covered by the GNU Lesser General Public License instead.) You can apply it to your programs, too.

When we speak of free software, we are referring to freedom, not price. Our General Public Licenses are designed to make sure that you have the freedom to distribute copies of free software (and charge for this service if you wish), that you receive source code or can get it if you want it, that you can change the software or use pieces of it in new free programs; and that you know you can do these things.

To protect your rights, we need to make restrictions that forbid anyone to deny you these rights or to ask you to surrender the rights. These restrictions translate to certain responsibilities for you if you distribute copies of the software, or if you modify it.

For example, if you distribute copies of such a program, whether gratis or for a fee, you must give the recipients all the rights that you have. You must make sure that they, too, receive or can get the source code. And you must show them these terms so they know their rights.

We protect your rights with two steps: (1) copyright the software, and (2) offer you this license which gives you legal permission to copy, distribute and/or modify the software.

Also, for each author's protection and ours, we want to make certain that everyone understands that there is no warranty for this free software. If the software is modified by someone else and passed on, we want its recipients to know that what they have is not the original, so that any problems introduced by others will not reflect on the original authors' reputations.

Finally, any free program is threatened constantly by software patents. We wish to avoid the danger that redistributors of a free program will individually obtain patent licenses, in effect making the program proprietary. To prevent this, we have made it clear that any patent must be licensed for everyone's free use or not licensed at all.

The precise terms and conditions for copying, distribution and modification follow.

#### TERMS AND CONDITIONS FOR COPYING, DISTRIBUTION AND MODIFICATION

0. This License applies to any program or other work which contains a notice placed by the copyright holder saying it may be distributed under the terms of this General Public License. The "Program", below, refers to any such program or work, and a "work based on the Program" means either the Program or any derivative work under copyright law: that is to say, a work containing the Program or a portion of it, either verbatim or with modifications and/or translated into another language. (Hereinafter, translation is included without limitation in the term "modification".) Each licensee is addressed as "you".

Activities other than copying, distribution and modification are not covered by this License; they are outside its scope. The act of running the Program is not restricted, and the output from the Program is covered only if its contents constitute a work based on the Program (independent of having been made by running the Program). Whether that is true depends on what the Program does.

1. You may copy and distribute verbatim copies of the Program's source code as you receive it, in any medium, provided that you conspicuously and appropriately publish on each copy an appropriate copyright notice and disclaimer of warranty; keep

intact all the notices that refer to this License and to the absence of any warranty; and give any other recipients of the Program a copy of this License along with the Program.

You may charge a fee for the physical act of transferring a copy, and you may at your option offer warranty protection in exchange for a fee.

2. You may modify your copy or copies of the Program or any portion of it, thus forming a work based on the Program, and copy and distribute such modifications or work under the terms of Section 1 above, provided that you also meet all of these conditions:

- a) You must cause the modified files to carry prominent notices stating that you changed the files and the date of any change.
- b) You must cause any work that you distribute or publish, that in whole or in part contains or is derived from the Program or any part thereof, to be licensed as a whole at no charge to all third parties under the terms of this License.
- c) If the modified program normally reads commands interactively when run, you must cause it, when started running for such interactive use in the most ordinary way, to print or display an announcement including an appropriate copyright notice and a notice that there is no warranty (or else, saying that you provide a warranty) and that users may redistribute the program under these conditions, and telling the user how to view a copy of this License. (Exception: if the Program itself is interactive but does not normally print such an announcement, your work based on the Program is not required to print an announcement.)

These requirements apply to the modified work as a whole. If identifiable sections of that work are not derived from the Program, and can be reasonably considered independent and separate works in themselves, then this License, and its terms, do not apply to those sections when you distribute them as separate works. But when you distribute the same sections as part of a whole which is a work based on the Program, the distribution of the whole must be on the terms of this License, whose permissions for other licensees extend to the entire whole, and thus to each and every part regardless of who wrote it.

Thus, it is not the intent of this section to claim rights or contest your rights to work written entirely by you; rather, the intent is to exercise the right to control the distribution of derivative or collective works based on the Program.

In addition, mere aggregation of another work not based on the Program with the Program (or with a work based on the Program) on a volume of a storage or distribution medium does not bring the other work under the scope of this License.

3. You may copy and distribute the Program (or a work based on it, under Section 2) in object code or executable form under the terms of Sections 1 and 2 above provided that you also do one of the following:

- a) Accompany it with the complete corresponding machine-readable source code, which must be distributed under the terms of Sections 1 and 2 above on a medium customarily used for software interchange; or,
- b) Accompany it with a written offer, valid for at least three years, to give any third party, for a charge no more than your cost of physically performing source distribution, a complete machine-readable copy of the corresponding source code, to be distributed under the terms of Sections 1 and 2 above on a medium customarily used for software interchange; or,
- c) Accompany it with the information you received as to the offer to distribute corresponding source code. (This alternative is allowed only for noncommercial distribution and only if you received the program in object code or executable form with such an offer, in accord with Subsection b above.)

The source code for a work means the preferred form of the work for making modifications to it. For an executable work, complete source code means all the source code for all modules it contains, plus any associated interface definition files, plus the scripts used to control compilation and installation of the executable. However, as a special exception, the source code distributed need not include anything that is normally distributed (in either source or binary form) with the major components (compiler, kernel, and so on) of the operating system on which the executable runs, unless that component itself accompanies the executable.

If distribution of executable or object code is made by offering access to copy from a designated place, then offering equivalent access to copy the source code from the same place counts as distribution of the source code, even though third parties are not compelled to copy the source along with the object code.

4. You may not copy, modify, sublicense, or distribute the Program except as expressly provided under this License. Any attempt otherwise to copy, modify, sublicense or distribute the Program is void, and will automatically terminate your rights under this License. However, parties who have received copies, or rights, from you under this License will not have their licenses terminated so long as such parties remain in full compliance.

5. You are not required to accept this License, since you have not signed it. However, nothing else grants you permission to modify or distribute the Program or its derivative works. These actions are prohibited by law if you do not accept this License. Therefore, by modifying or distributing the Program (or any work based on the Program), you indicate your acceptance of this License to do so, and all its terms and conditions for copying, distributing or modifying the Program or works based on it.

6. Each time you redistribute the Program (or any work based on the Program), the recipient automatically receives a license from the original licensor to copy, distribute or modify the Program subject to these terms and conditions. You may not impose any further restrictions on the recipients' exercise of the rights granted herein. You are not responsible for enforcing compliance by third parties to this License.

7. If, as a consequence of a court judgment or allegation of patent infringement or for any other reason (not limited to patent issues), conditions are imposed on you (whether by court order, agreement or otherwise) that contradict the conditions of this License, they do not excuse you from the conditions of this License. If you cannot distribute so as to satisfy simultaneously your obligations under this License and any other pertinent obligations, then as a consequence you may not distribute the Program at all. For example, if a patent license would not permit royalty-free redistribution of the Program by all those who receive copies directly or indirectly through you, then the only way you could satisfy both it and this License would be to refrain entirely from distribution of the Program.

If any portion of this section is held invalid or unenforceable under any particular circumstance, the balance of the section is intended to apply and the section as a whole is intended to apply in other circumstances.

It is not the purpose of this section to induce you to infringe any patents or other property right claims or to contest validity of any such claims; this section has the sole purpose of protecting the integrity of the free software distribution system, which is implemented by public license practices. Many people have made generous contributions to the wide range of software distributed through that system in reliance on consistent application of that system; it is up to the author/donor to decide if he or she is willing to distribute software through any other system and a licensee cannot impose that choice.

This section is intended to make thoroughly clear what is believed to be a consequence of the rest of this License.

8. If the distribution and/or use of the Program is restricted in certain countries either by patents or by copyrighted interfaces, the original copyright holder who places the Program under this License may add an explicit geographical distribution limitation excluding those countries, so that distribution is permitted only in or among countries not thus excluded. In such case, this License incorporates the limitation as if written in the body of this License.

9. The Free Software Foundation may publish revised and/or new versions of the General Public License from time to time. Such new versions will be similar in spirit to the present version, but may differ in detail to address new problems or concerns.

Each version is given a distinguishing version number. If the Program specifies a version number of this License which applies to it and "any later version", you have the option of following the terms and conditions either of that version or of any later version published by the Free Software Foundation. If the Program does not specify a version number of this License, you may choose any version ever published by the Free Software Foundation.

10. If you wish to incorporate parts of the Program into other free programs whose distribution conditions are different, write to the author to ask for permission. For software which is copyrighted by the Free Software Foundation, write to the Free Software Foundation; we sometimes make exceptions for this. Our decision will be guided by the two goals of preserving the free status of all derivatives of our free software and of promoting the sharing and reuse of software generally.

#### **NO WARRANTY**

11. BECAUSE THE PROGRAM IS LICENSED FREE OF CHARGE, THERE IS NO WARRANTY FOR THE PROGRAM, TO THE EXTENT PERMITTED BY APPLICABLE LAW. EXCEPT WHEN OTHERWISE STATED IN WRITING THE COPYRIGHT HOLDERS AND/OR OTHER PARTIES PROVIDE THE PROGRAM "AS IS" WITHOUT WARRANTY OF ANY KIND, EITHER EXPRESSED OR IMPLIED, INCLUDING, BUT NOT LIMITED TO, THE IMPLIED WARRANTIES OF MERCHANTABILITY AND FITNESS FOR A PARTICULAR PURPOSE. THE ENTIRE RISK AS TO THE QUALITY AND PERFORMANCE OF THE PROGRAM IS WITH YOU. SHOULD THE PROGRAM PROVE DEFECTIVE, YOU ASSUME THE COST OF ALL NECESSARY SERVICING, REPAIR OR CORRECTION.

12. IN NO EVENT UNLESS REQUIRED BY APPLICABLE LAW OR AGREED TO IN WRITING WILL ANY COPYRIGHT HOLDER, OR ANY OTHER PARTY WHO MAY MODIFY AND/OR REDISTRIBUTE THE PROGRAM AS PERMITTED ABOVE, BE LIABLE TO YOU FOR DAMAGES, INCLUDING ANY GENERAL, SPECIAL, INCIDENTAL OR CONSEQUENTIAL DAMAGES ARISING OUT OF THE USE OR INABILITY TO USE THE PROGRAM (INCLUDING BUT NOT LIMITED TO LOSS OF DATA OR DATA BEING RENDERED INACCURATE OR LOSSES SUSTAINED BY YOU OR THIRD PARTIES OR A FAILURE OF THE PROGRAM TO OPERATE WITH ANY OTHER PROGRAMS), EVEN IF SUCH HOLDER OR OTHER PARTY HAS BEEN ADVISED OF THE POSSIBILITY OF SUCH DAMAGES.