



FB LASER series

M18 photoelectric sensors
DC LASER emission

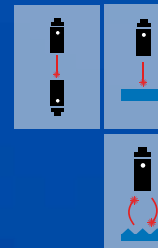


features

- Complete range of M18 sensors with 10...30 Vdc power supply
- New axial and radial optic with flat surface
- Visible red laser emission models
- IP67 protection degree
- Metallic housing
- Sensitivity adjustment available for all models
- Total protection against any type of electric damages
- Approvals: CE and cULus listed

web contents

- Application notes
- Photos
- Catalogue / Manuals



Cylindrical
M18 DC LASER



code description

FB L N / B P - 1 A


series	FB	M18 sensor with 3/4 DC wires
emission	L	Red laser diode emission
type	4	300 mm direct reflection with adjustment
	N	Polarized with adjustment
emitter	H	Emitter
	D	Receiver with sensitivity adjustment
	0	Emitter
output	X	Emitter with check
	B	4 wires output Complementary NO + NC
housing	0	Emitter
	P	PNP output
	N	NPN output
cable / plug output	1	Metal housing axial optic
	3	Metal housing radial optic
cable / plug output	A	Axial cable output
	E	Axial M12 plastic connector output

(*) ATEX models available, contact our Sales Dept. for further information.



available models

model	distance	housing	4 wires NPN NO + NC		4 wires PNP NO + NC	
			cable	plug	cable	plug
direct diffuse	300 mm	axial metal	FBL4/BN-0A	FBL4/BN-1E	FBL4/BP-1A	FBL4/BP-1E
	200 mm	90° metal	FBL4/BN-3A	FBL4/BN-3E	FBL4/BP-3A	FBL4/BP-3E
polarized	20 m (RL 110) 30 m (RL 201)	axial metal	FBLN/BN-1A	FBLN/BN-1E	FBLN/BP-1A	FBLN/BP-1E
		90° metal	FBLN/BN-3A	FBLN/BN-3E	FBLN/BP-3A	FBLN/BP-3E
emitter	50 m	axial metal	-	FBLH/X0-1E	FBLH/X0-1A	-
		90° metal	-	FBLH/X0-3E	FBLH/X0-3A	FBLH/X0-3E
receiver	50 m	axial metal	FBLD/BN-1A	FBLD/BN-1E	FBLD/BP-1A	FBLD/BP-1E
		90° metal	FBLD/BN-3A	FBLD/BN-3E	FBLD/BP-3A	FBLD/BP-3E

FBL4/**-**	
	
nominal sensing distance	300 mm (axial optic focused 100 mm) ⁽¹⁾ 200 mm (radial optic focused 100 mm) ⁽¹⁾
emission	red laser diode (650 nm) class 1 laser (IEC60825-1)
minimum detectable object	0.1 mm
hysteresis	≤ 10 %
repeatability	5 %
operating voltage	10...30 Vdc
ripple	≤ 10 %
no-load supply current	≤ 30 mA
load current	100 mA
leakage current	≤ 10 µA a V max
output voltage drop	2 V max. IL = 100 mA
output type	NPN or PNP; NO + NC
switching frequency	800 Hz
power on delay	200 ms
power supply protections	polarity reversal, transient
output protection	short circuit (autoreset) Overvoltage
sensitivity adjustment	yes / Teach-In function
operating temperature range	- 15°C...+ 55°C (without freeze)
temperature drift	10 % Sr
protection degree	IP67 (EN60529) ⁽²⁾
EMC	in conformity with the EMC Directive according to EN 60947-5-2
external light interference	3,000 lux (incandescent lamp) 10,000 lux (sunlight)
LEDs	green power supply / yellow (ON-Light state EG ≥ 2) / yellow (Flashing-Light state 1 < EG < 2) / yellow (OFF-Dark state)
housing material	nickel plated brass and PA12
optic material	ABS / glass
tightening torque	25 Nm
weight (approximate)	40 g connector / 110 g cable

⁽¹⁾ White target kodak 90% reflection 100 x 100 mm

⁽²⁾ Protection guaranteed only with plug cable well mounted



technical specification

polarized models

Cylindrical
M18 DC LASER

FBLN/**-**	
nominal sensing distance	20 m with RL 110 30 m with RL 201; 5 m with RL 100D
emission	red laser diode (650 nm)
emitter	class 1 Laser (IEC 825-1)
minimum detectable object	0.7 mm - 1 m 24 mm - 25 m
spot dimension	see diagram
hysteresis	≤ 10 %
repeatability	5 %
operating voltage	10...30 Vdc
ripple	≤ 10 %
no-load supply current	≤ 30 mA
load current	100 mA
leakage current	≤ 10 µA a V max
output voltage drop	2 V max. I _L = 100 mA
output type	NPN or PNP; NO + NC
switching frequency	800 Hz
power on delay	200 ms
power supply protections	polarity reversal, transient
output protection	short circuit (autoreset) overvoltage
sensitivity adjustment	Yes / Teach-In function
operating temperature range	- 15°C...+ 55°C (without freeze)
temperature drift	10 % Sr
protection degree	IP67 (EN60529) ⁽¹⁾
EMC	in conformity with the EMC Directive according to EN 60947-5-2
external light interference	3,000 lux (incandescent lamp) 10,000 lux (sunlight)
LEDs	green power supply / yellow (EG ≥ 2) / yellow (Flashing-Light state 1 < EG < 2) / yellow (OFF-Dark state)
housing material	nickel plated brass and PA12
optic material	ABS / glass
tightening torque	25 Nm
weight (approximate)	40 g connector / 110 g cable

⁽¹⁾ Protection guaranteed only with plug cable well mounted



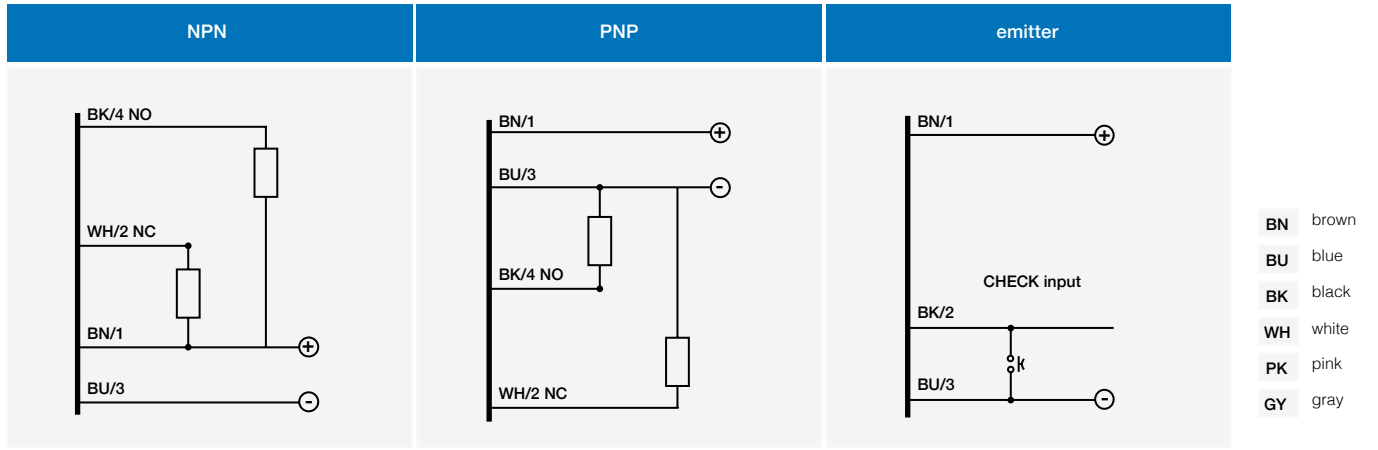
	emitter	receiver
	FBLH/X0-**	FBLD/**-**
nominal sensing distance	50 m	
emission	red laser diode (650 nm)	
emitter	class 1 Laser (IEC 60825-1)	
minimum detectable object	10 mm	
spot dimension	see diagram	
hysteresis	≤ 10 %	
repeatability	5 %	
operating voltage	10...30 Vdc	
ripple	≤ 10 %	
no-load supply current	≤ 25 mA	
load current		100 mA
leakage current		≤ 10 µA a Vmax
output voltage drop		2 V max. IL = 100 mA
output type		NPN or PNP
switching frequency		1 kHz
power on delay		200 ms
power supply protections	polarity reversal, transient	
output protection		short circuit (autoreset) overvoltage
sensitivity adjustment		trimmer
operating temperature range	- 15°C...+ 55°C (without freeze)	
temperature drift	10 % Sr	
check input	BK/2 connected to 0 switches off the emission	-
EMC	in conformity with the EMC Directive according to EN 60947-5-2	
protection degree	IP67 (EN60529) ⁽¹⁾	
external light interference	-	
LEDs	green (power supply) yellow (on) yellow (off)	green (power supply) yellow (light status or output status in the special LO/DO version)
housing material	nickel plated brass and PA12	
optic material	ABS / glass	
tightening torque	25 Nm	
weight (approximate)	80 g connector / 220 g cable	

⁽¹⁾ Protection guaranteed only with plug cable well mounted

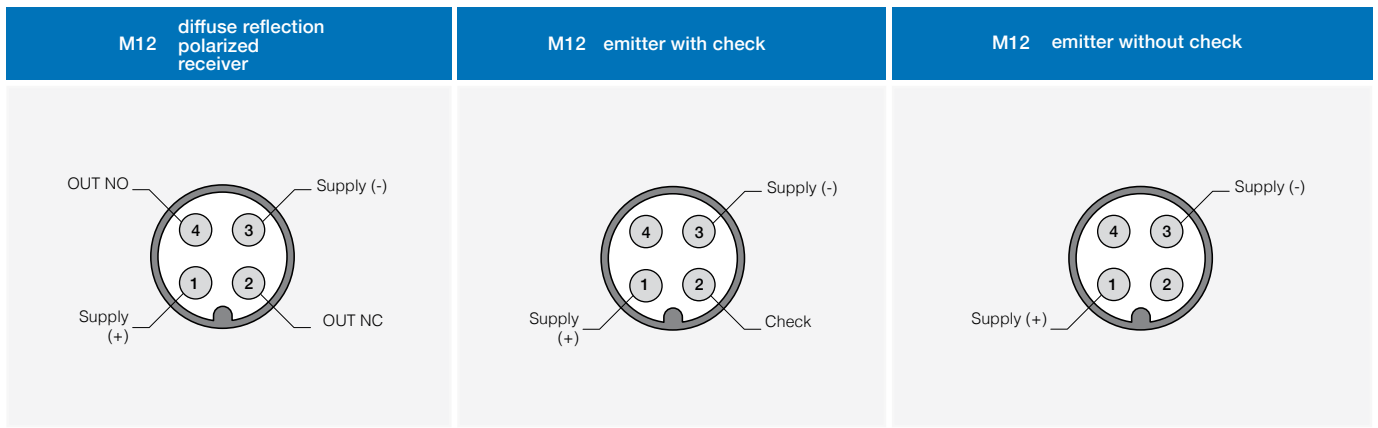


Cylindrical
M18 DC LASER

electrical diagrams of the connections

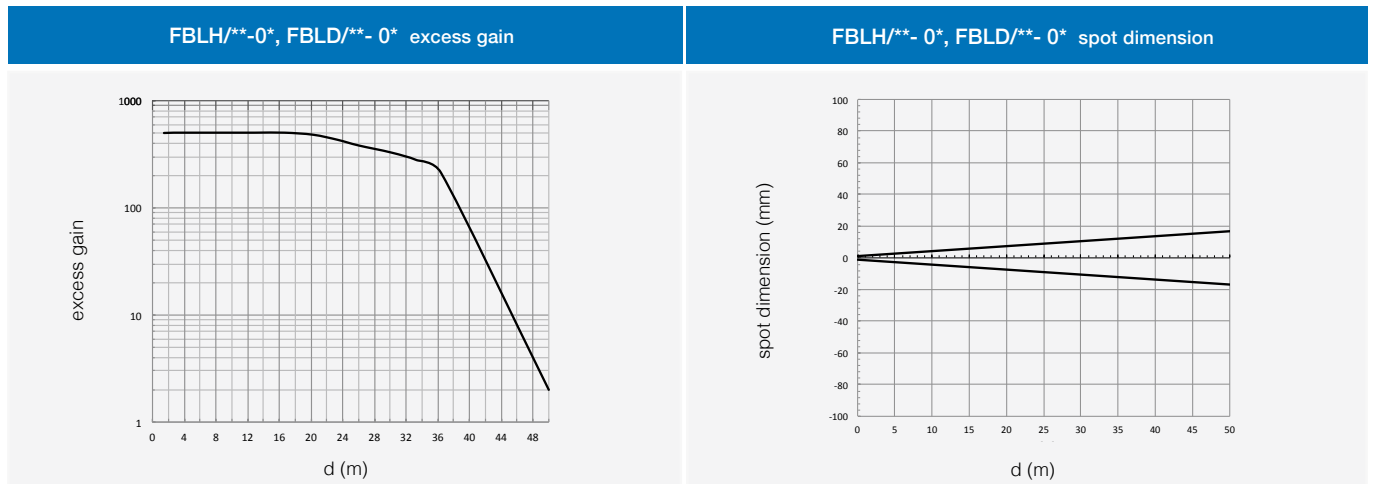


plug



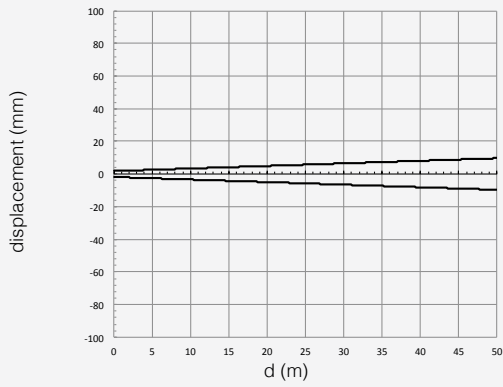
response diagram

through beam models



FB LASER

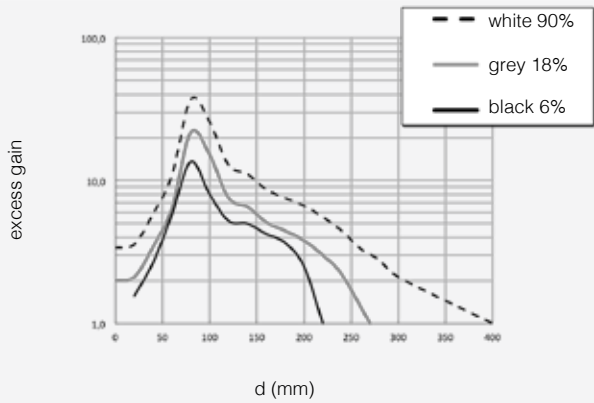
FBLH/**- 0*, FBLD/**- 0* parallel displacement



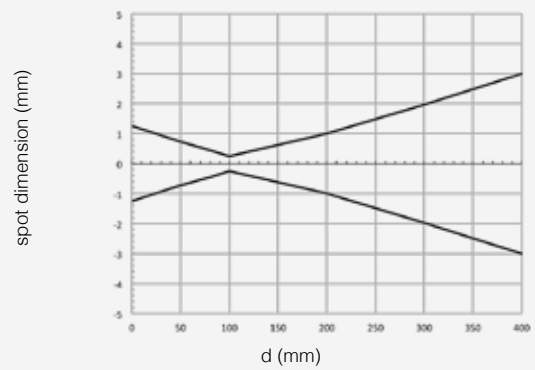
response diagram

direct diffuse models

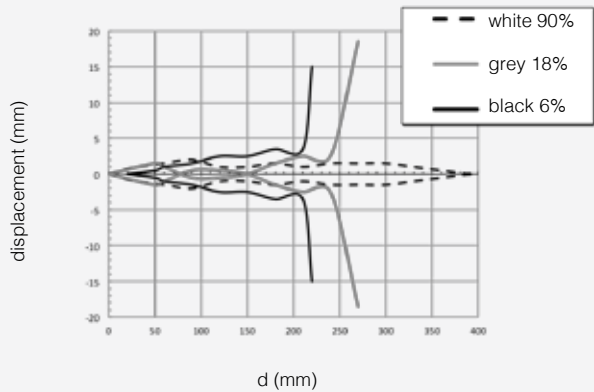
FBL4/B*-0,1* excess gain



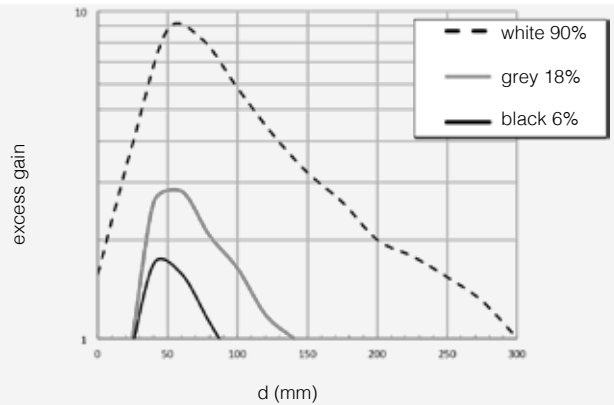
FAL4/B*-0,1* spot dimension



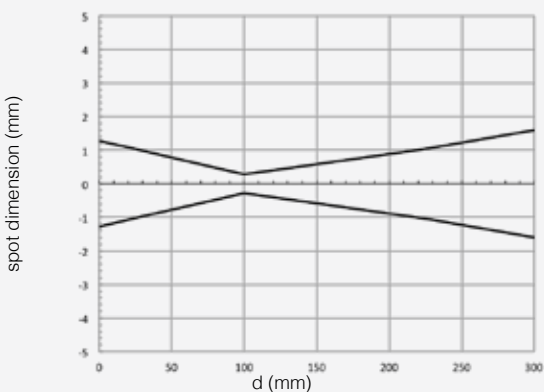
FBL4/B*-0,1* parallel displacement



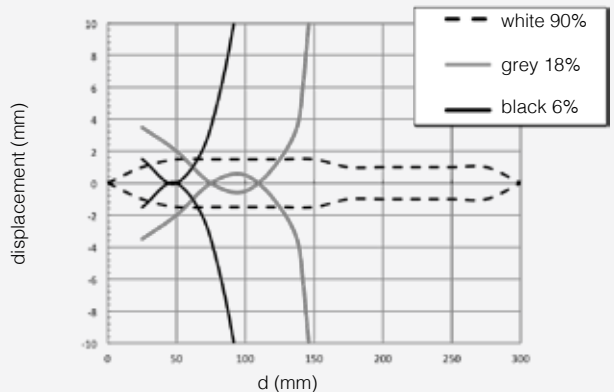
FBL4/B*-2,3* excess gain



FBL4/B*-2,3* spot dimension



FBL4/B*- 2,3* parallel displacement



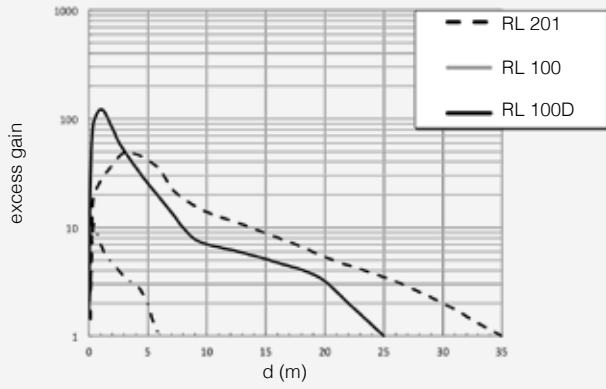


response diagram

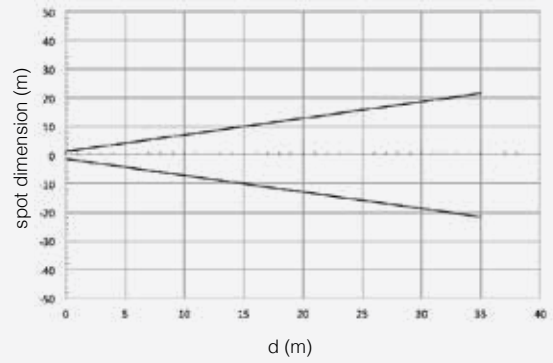
polarized models

Cylindrical
M18 DC LASER

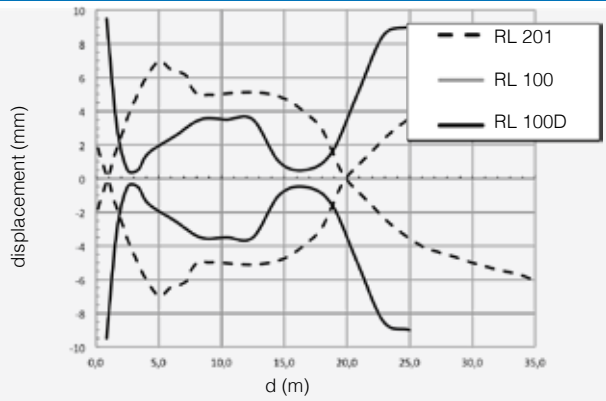
FBLN/**-** excess gain



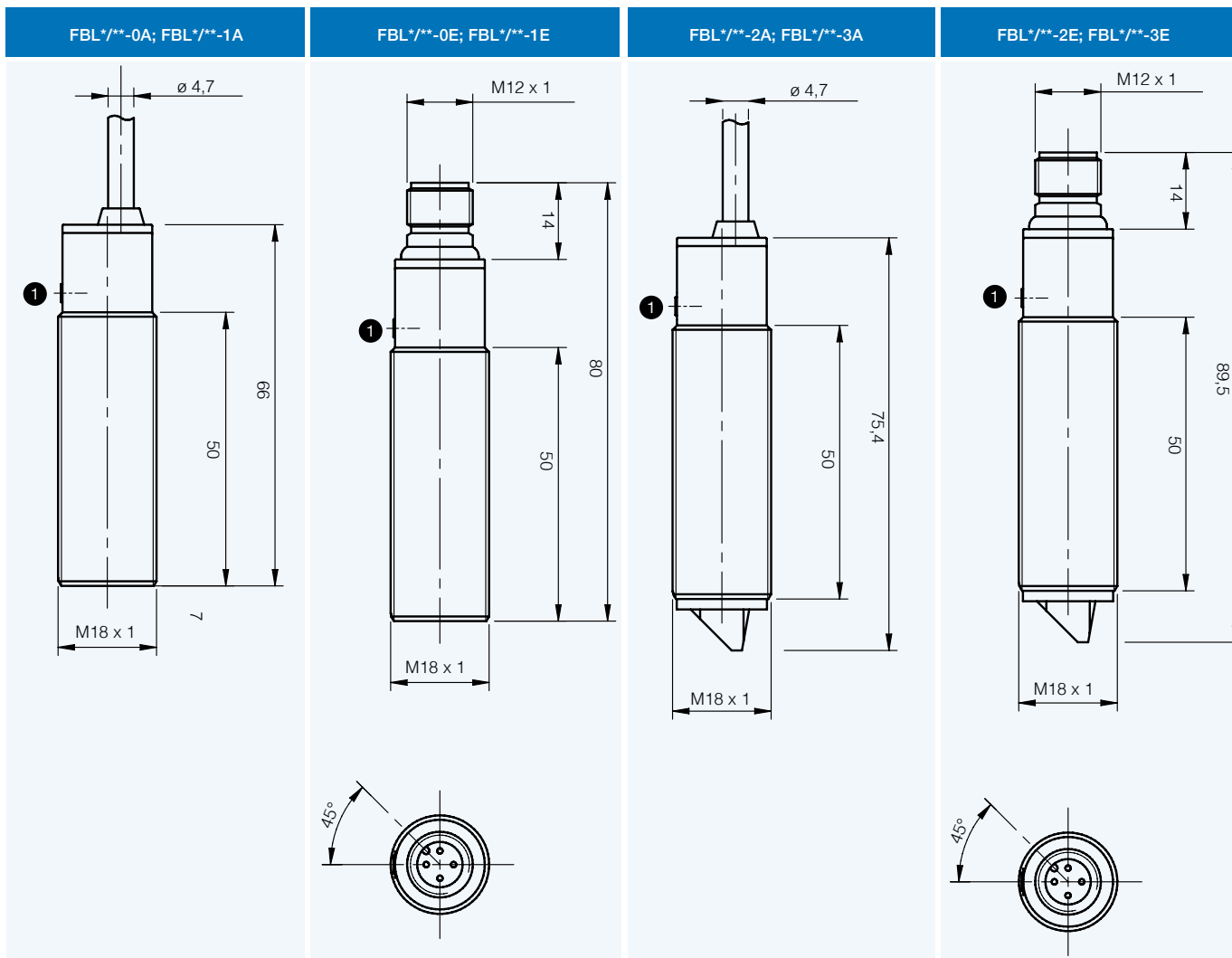
FBLN/**-** spot dimension



FBLN/**-** parallel displacement



dimensions (mm)



① Button for sensitivity adjustment

dimensions (mm)

accessories included in all metallic models

