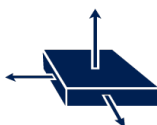



## iNemo inertial module kit based on IIS3DWB



### Features

- User friendly IIS3DWB board
- Complete IIS3DWB pinout for a standard DIL 24 socket
- Fully compatible with STEVAL-MKI109V3 motherboard
- Double-sided adhesives included for easy mounting on equipment to be measured
- RoHS and WEEE compliant

### Description

The **STEVAL-MKI208V1K** evaluation board has an embedded **IIS3DWB** 3D accelerometer and 3D gyroscope sensor, which is connected via cable to a simple adapter board (**STEVAL-MKIGIBV2**) to render it compatible with **STEVAL-MKI109V3** motherboards.

The sensor is soldered precisely in the center of the board and double-sided adhesives are provided to allow users to conveniently mount the board on equipment destined for vibration analysis. Alternatively, you can mount the board using the holes located in each corner of the PCB.

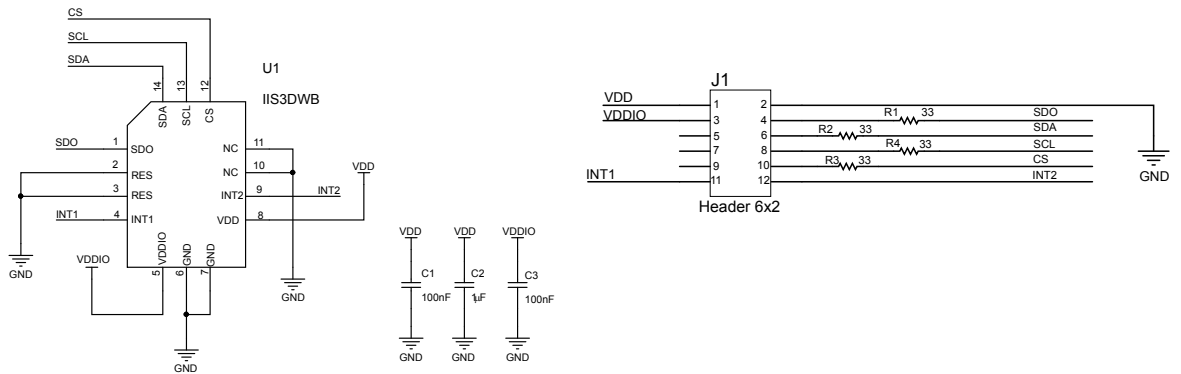
The **STEVAL-MKIGIBV2** can be plugged into a standard DIL 24 socket. The kit provides the complete IIS3DWB pin-out and comes ready-to-use with the required decoupling capacitors on the VDD power supply line.

The **STEVAL-MKI109V3** motherboards feature a high performance 32-bit microcontroller functioning as a bridge between the sensor and a PC running the free Unico GUI graphical user interface or dedicated software routines for customized applications.

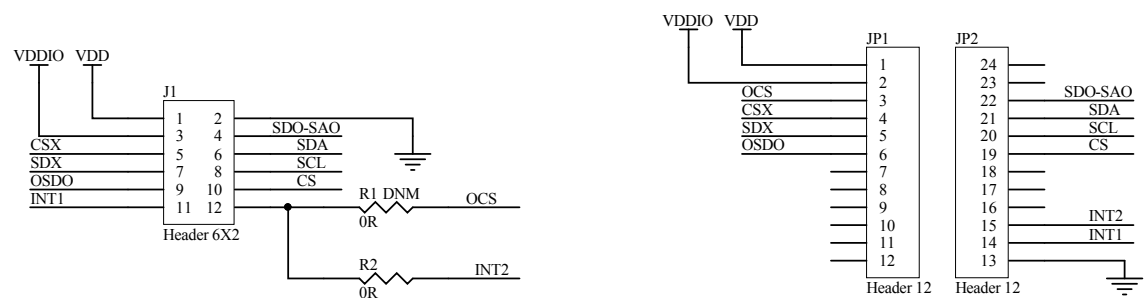
Product summary	
iNemo inertial module kit based on IIS3DWB	<b>STEVAL-MKI208V1K</b>
ultra-wide bandwidth, low-noise 3-axis digital accelerometer for industrial applications	<b>IIS3DWB</b>
ST MEMS adapter motherboard based on STM32F401VE compatible ST MEMS adapters	<b>STEVAL-MKI109V3</b>
Application	IoT for Smart Things

# 1 Schematics

**Figure 1. STEVAL-MKI208V1 circuit schematic**



**Figure 2. STEVAL-MKIGIBV2 board schematic**



## Revision history

**Table 1. Document revision history**

Date	Version	Changes
10-Dec-2019	1	Initial release.

**IMPORTANT NOTICE – PLEASE READ CAREFULLY**

STMicroelectronics NV and its subsidiaries ("ST") reserve the right to make changes, corrections, enhancements, modifications, and improvements to ST products and/or to this document at any time without notice. Purchasers should obtain the latest relevant information on ST products before placing orders. ST products are sold pursuant to ST's terms and conditions of sale in place at the time of order acknowledgement.

Purchasers are solely responsible for the choice, selection, and use of ST products and ST assumes no liability for application assistance or the design of Purchasers' products.

No license, express or implied, to any intellectual property right is granted by ST herein.

Resale of ST products with provisions different from the information set forth herein shall void any warranty granted by ST for such product.

ST and the ST logo are trademarks of ST. For additional information about ST trademarks, please refer to [www.st.com/trademarks](http://www.st.com/trademarks). All other product or service names are the property of their respective owners.

Information in this document supersedes and replaces information previously supplied in any prior versions of this document.

© 2019 STMicroelectronics – All rights reserved