


Grade A/1 Duplex Patch Cord OM4 BIMMF, FIG.8



LC-LC

SC-LC

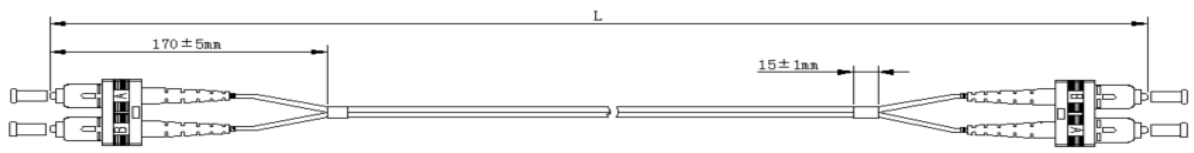
SC-SC

Technical Data	
Standards Compliant	
IEC 61300-3-4	IL , Each to reference
IEC 61300-3-6	RL , Each to reference
IEC 61300-3-16	3D 80%
IEC 61300-3-35	End face 100%
Test Wavelength	850nm/1300nm
Chemical	
RoHS 3.0(EU)2015/863	REACH (SVHC 219)
Transmission Characteristics	
Insertion Loss	97% $\leq 0.25\text{dB}$; Mean $\leq 0.12\text{dB}$
Return Loss	$\geq 30\text{dB}$
Minimum Quality Class	Grade A/1 according to IEC-61753-222-2
Connector	
SC Connector	IEC 61754-4
LC Connector	IEC 61754-20
Materials	
SC Connector housing	PBT
LC Connector housing	PEI
Ferrule	Ceramic
Boot	TPV
Flame retardant	UL94V-0
Patch Cable	
ISO/IEC 11801:2017	OM4
ITU Standard	ITU-T G.651.A1a
IEC Standard	A1a.3(IEC60793-2-10)

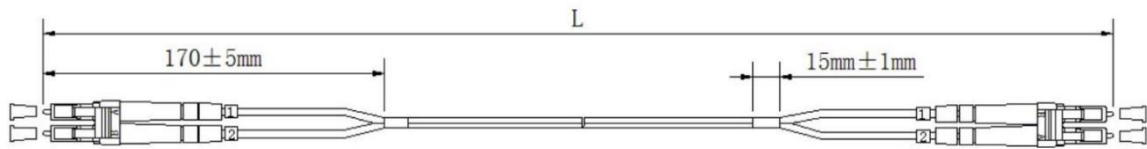
Grade A/1 Duplex Patch Cord OM4 BIMMF, FIG.8

Specification						
Cable Structure		Duplex/Fig.8				
Outer Jacket		LSZH				
		IEC60754-2(Halogen free), IEC 61034(Low smoke) , IEC60332-1(Flame retardant)				
OD		3.0(±0.1)*6.0(±0.2)mm; 2.0(±0.1)*4.0(±0.2)mm				
Testing		100% tested and with individual measurement report				
Colour of cable		Erika Violet				
Fiber Quality		Class A				
Mechanical characteristics						
Min. Bending radius		1 Circle,7.5mm radius				
Max Tension		160N				
Tensile Performance	Short term	N	40			
	Long term	N	40			
Crush Performance	Short term	N/100mm	500			
	Long term	N/100mm	200			
Mechanical Endurance		<0.2dB change			500mattings	
Environmental conditions						
Operating Temperature		-20 - 75 ° C				
Storage Temperature		-20 - 85 ° C				
Classification ISO/IEC 11801		OS2		OM3	OM4	OM5
Attenuation Coefficient (dB/km)	1310nm	0.35	850nm	3.5	3.5	3.5
	1500nm	0.21	1300nm	1.5	1.5	1.5

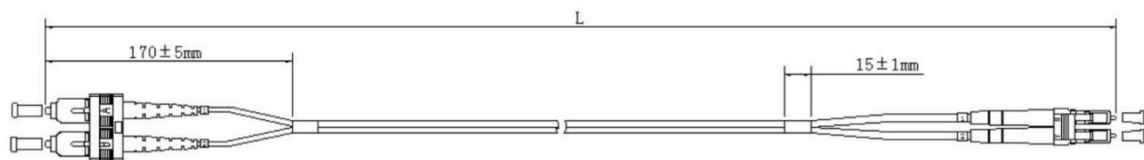
Grade A/1 Duplex Patch Cord OM4 BIMMF, FIG.8



SC-SC



LC-LC

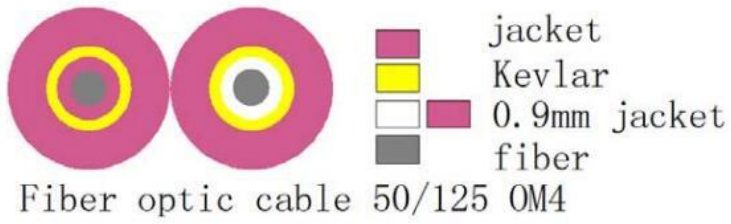


SC-LC

Length(mm)	≤ 1000	$1000 < L \leq 10000$	> 10000
Tolerance	+50/-0	+100/-0	+1%/-0

Connector	Shell Color	Boot Color
SC	Erika Violet	Black/Red
LC	Erika Violet	White

Grade A/1 Duplex Patch Cord OM4 BIMMF, FIG.8



Cable Structure Diagram

Erika Violet

B/N

2471415	Duplex LC-LC 1m
2369419	Duplex LC-LC 2m
2484540	Duplex LC-LC 3m