







Instruction Manual



TECHNICAL SPECIFICATION

Model Number	MT77222	MT77223	MT77224	MT77225
Wattage	4W	7,5W	9,5W	13W
Luminous Flux	400lm	800lm	1000lm	1400lm
Voltage	220–240V~	220–240V~	220–240V~	220–240V~
Frequency	50/60Hz	50/60Hz	50/60Hz	50/60Hz
Color Temperature	3.000°K/4.000°K	3.000°K/4.000°K	3.000°K/4.000°K	3.000°K/4.000°K
CRI	Ra80	Ra80	Ra80	Ra80
Lifetime	25.000h	25.000h	25.000h	25.000h
On/Off	>40.000x	>40.000x	>40.000x	>40.000x
IP Rating	IP20	IP20	IP20	IP20
Dimmable	No	No	No	No

Part List:

Mounting Clips		Screws and dowels		Power Cord 180cm	MT77229 (connection) Power Patch Cord 15cm
MT77222 MT77223 MT77224	MT77225	MT77222 MT77223 MT77224	MT77225	MT77222 MT77223 MT77224 MT77225	Not included in the delivery
					
2 pcs	3 pcs	2 pcs	3 pcs	1 pcs	To be ordered separately

CAUTIONS:

- Read the entire manual carefully before installation and operation.
- Installation or replacement should be performed only by licensed and qualified electricians.
- DO NOT disassemble the inner part of the luminaire. Doing so may result in luminaire damage or malfunction.
- Switch OFF the power source before installation, replacement and cleaning. 
- Wearing gloves during installation is recommended to ensure the luminaire is kept in the best condition.
- Before replacement of the luminaire, turn it off and allow it to cool down. Heat-resistant gloves are mandatory when handling the luminaire.
- Do not operate the luminaire if the external flexible cable or cord is damaged. The replacement of the luminaire should be handled by a licensed and qualified electrician for safety purpose.
- The minimum safety distance from the illuminated object is 0,1m. 
- The luminaire is non-dimmable. Do not use in dimmer circuits!
- The light source of this fixture is not replaceable; when the light source reaches its end of life, replace the entire fixture.
- The manufacturer accepts no liability for any damage resulting from the misuse of the luminaire or from when it is used with inappropriate equipment.
- Consult your dealer if you have any enquiries.
- Important warning for drilling in walls: before drilling, make sure that there are no gas and water pipes or power lines behind or near the drilling spots. Drilling and mounting should be performed only by qualified personnel. Be sure to pay attention at the condition and material of the walls, as the mounting material is not suitable for all wall types. Please inquire about recommended screws and raw plugs for your wall type and wall condition. The manufacturer accepts no liability for improper wall raw plug mounting and the herefrom resulting damages.

ATTENTION:

- Instant start is allowed.
- Designed only for indoor applications.
- The operating temperature of the luminaire is -20°C to +40°C.

Instruction Manual

INSTALLATION:

1. Mounting information:

- This luminaire is a class II luminaire and can only be used with 220-240V, 50/60Hz power supply.
- A distance of min. 60 cm has to be maintained between the luminaire and the water supply and/or the sink.
- Do not mount the luminaire over the cooking plate/area.
- Keep steam, dripping water and other liquids away from the luminaire.

2. Mounting:

1.

OFF

2.

Identify the preferred mounting location for the luminaire before installation. Pay attention to the power supply cable length for correct placement (6cm).

2.

Screw the supplied mounting clips to the marked locations.

3.

Insert the supply cable and affix the luminaire into the mounting clips. Connect the luminaire to the mains.

4.

Max. 20m length

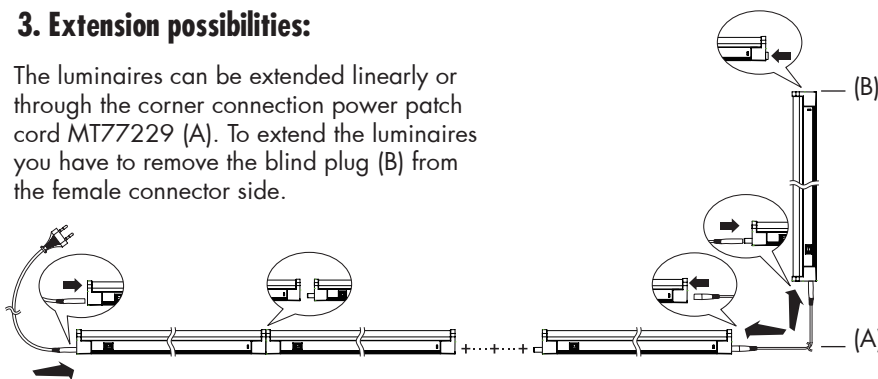
If you connect several lights together, they will be switched individually.

5.

ON

3. Extension possibilities:

The luminaires can be extended linearly or through the corner connection power patch cord MT77229 (A). To extend the luminaires you have to remove the blind plug (B) from the female connector side.



Article No.	Wattage (W)	Length (mm)	Luminaire (pcs)
MT77222	4	313	Max. 60
MT77223	7,5	573	Max. 35
MT77224	9,5	873	Max. 22
MT77225	13	1173	Max. 17

Correct disposal of this product

This marking indicates that this product should not be disposed with other household wastes throughout the EU. To prevent possible harm to the environment or human health from uncontrolled waste disposal, recycle it responsibly to promote the sustainable reuse of material resources. To return your used device, please use the return and collection systems or contact the retailer where the product was purchased. They can take this product for environmental safe recycling.