

3230

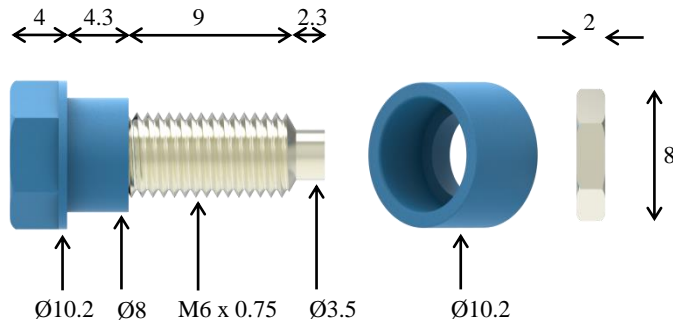
Designation : 4 mm Banana (female) Jack (socket) w/ M6 Threaded Stud and Hex Nut.

Part numbers : 3230-C-color (nut and spacer mounted on the socket)

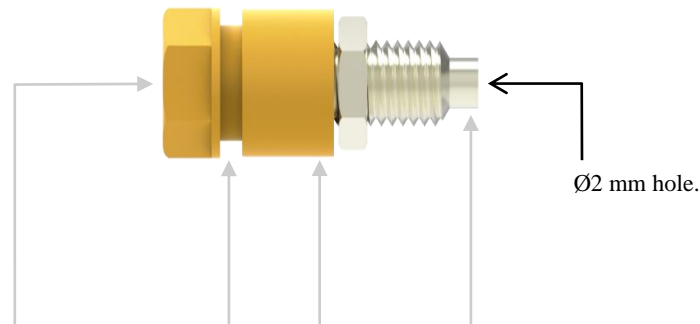
Applications : to repair or make panels or boxes providing 4 mm banana connections for power supplies, measurements, controls, tests, ...

How to implement :

Colored and low profile front face.



Thanks to the nut, the socket can be removed from the panel to be replaced or re-used.

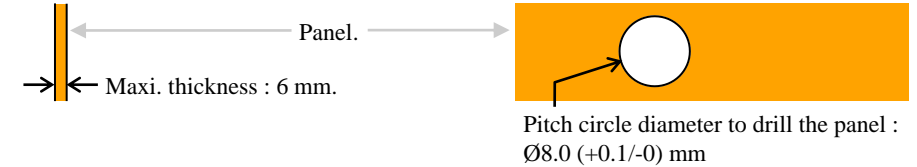


The 4 mm banana female connection complies with the non-shrouded 4 mm banana plugs of the worldwide most famous manufacturers.

The front insulator and the rear insulating spacer make the socket compliant with conductive panels because they insulate the panel against the metal parts of the socket.

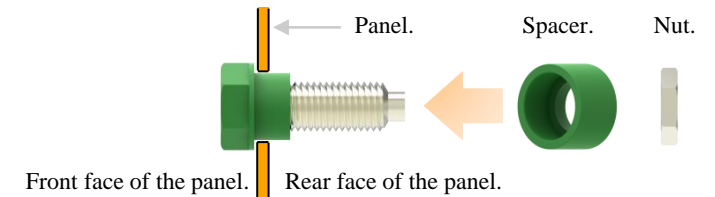
The terminal complies with axial soldering of wire with lead-tin or lead-free tin and 150 W maximum soldering iron.

Step 1 of 4. I gather open-end spanners SW9 mm and SW8 mm, a panel with the specifications below, and a tool to drill the panel as below.




Step 2 of 4. I drill the panel as above with the tool.

Step 3 of 4. If the nut and the spacer are mounted on the socket then I remove them. I push the socket into the hole of the panel as shown below.



Step 4 of 4. I take care of the direction of the spacer (picture above) and I put it on the rear side of the socket. Then I put the nut on the rear side of the socket too. I hold the front hexagonal insulator with the spanner SW9, I hold the nut with the spanner SW8, then I screw and tighten it (2.3 N.m maxi. torque). Now the socket is attached to the panel as shown below.




The socket is ready to use.

3230

Designation : 4 mm Banana (female) Jack (socket) w/ M6 Threaded Stud and Hex Nut.

Part numbers : 3230-C-color (nut and spacer mounted on the socket)



Electrical safety	Very low voltages only : 30 V AC / 60 V DC 36 A (at +40 °C).						
Operating temperature range	-20 °C mini., +80 °C maxi. (please see above too).						
Conformity	<ul style="list-style-type: none"> • European Directive "RoHS" 2011/65/EU. • European REACH regulation n°1907 / 2006. 						
Environment	<ul style="list-style-type: none"> • "RoHS" compliant, Pb ≤ 4 % in conductor, Pb ≤ 0.1 % in insulator, Hg ≤ 0.1 %, Cr VI ≤ 0.1 %, Cd ≤ 0.01 %, PBB ≤ 0.1 %, and PBDE ≤ 0.1 %. • REACH compliant, no substances from the candidate list of SVHC for authorisation at mass concentrations greater than 0.1 % 						
Materials	Conductors : nickel-coated brass. Insulators : please contact us.						
Colors	<table border="1"> <tr> <td>Black</td> <td>Red</td> <td>Yellow</td> <td>Green</td> <td>Blue</td> <td>White</td> </tr> </table>	Black	Red	Yellow	Green	Blue	White
Black	Red	Yellow	Green	Blue	White		
Weight	0.003 kg.						
Origin	Designed and manufactured in France.						
Reliability benchmark	Year of 1st placing on the market 1980.						

Contact us at :

sales@electro-pjp.com

+33(0) 384 821 330

www.electro-pjp.com

ELECTRO-PJP
ZI «Charmes d'Amont»
13 rue de Madrid
39500 TAVAUUX
FRANCE

GLOSSARY :

ACCESSIBLE. Able to be touched with a standard test finger or test pin.

BASIC INSULATION. Insulation of HAZARDOUS LIVE parts which provides basic protection.

CAT II. Measurement or overvoltage category II. For measurement performed on / equipment connected to the building wiring.

CAT III. Measurement or overvoltage category III. For measurement performed on / equipment connected to part of a building wiring installation.

CAT IV. Measurement or overvoltage category IV. For measurement performed on / equipment connected to the origin of the electrical supply to a building.

CLEARANCE. Shortest distance in air between two conductive parts.

CREEPAGE DISTANCE. Shortest distance along the surface of a solid insulating material between two conductive parts.

CTI. Comparative Tracking Index of the insulating material in accordance with IEC 60112.

DOUBLE INSULATION. Insulation comprising both BASIC INSULATION and SUPPLEMENTARY INSULATION.

EN / IEC 60529. European / international standard regarding the degrees of protection provided by enclosures.

EN / IEC 61010-1. European / international standard regarding the safety requirements for electrical equipment for measurement, control, and laboratory use – Part 1: General requirements.

EN / IEC 61010-031. European / international standard regarding the safety requirements for electrical equipment for measurement, control and laboratory use – Part 031: Safety requirements for hand-held probe assemblies for electrical measurement and test.

"LVD". European Directive 2014/35/EU on the harmonization of the laws of Member States relating to electrical equipment designed for use within certain voltage limits. (Usually called the Low Voltage Directive.)

MAINS. Low-voltage electricity supply system to which the equipment concerned is designed to be connected for the purpose of powering the equipment.

MAINS CIRCUIT. Circuit which is intended to be directly connected to the MAINS for the purpose of powering the equipment.

OVERVOLTAGE CATEGORY. Numeral defining a TRANSIENT OVERVOLTAGE condition.

POLLUTION. Addition of foreign matter, solid, liquid or gaseous (ionized gases), that may produce a reduction of dielectric strength or surface resistivity.

POLLUTION DEGREE. Numeral indicating the level of POLLUTION that may be present in the environment.

POLLUTION DEGREE 1. No POLLUTION or only dry, non-conductive POLLUTION occurs, which has no influence.

POLLUTION DEGREE 2. Only non-conductive POLLUTION occurs except that occasionally a temporary conductivity caused by condensation is expected.

REINFORCED INSULATION. Insulation which provides protection against electric shock not less than that provided by DOUBLE INSULATION.

"RoHS". European Directive 2011/65/EU on the restriction of the use of certain hazardous substances in electrical and electronic equipment.

SOLID INSULATION. Insulating materials.

SUPPLEMENTARY INSULATION. Independent insulation applied in addition to BASIC INSULATION in order to provide protection against electric shock in the event of a failure of BASIC INSULATION.

TRANSIENT OVERVOLTAGE. Short duration overvoltage of a few milliseconds or less, oscillatory or non-oscillatory, usually highly damped.

WORKING VOLTAGE. Highest r.m.s. value of the a.c. or d.c. voltage across any particular insulation which can occur when the equipment is supplied at rated voltage.