

7043-IEC

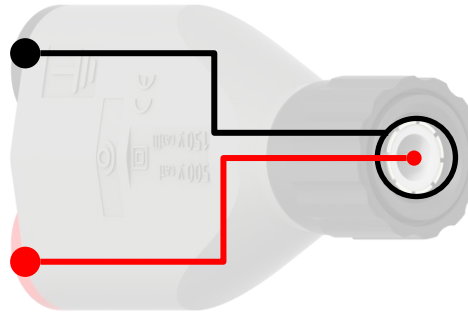


DATA SHEET (page 1 of 2).

Designation : Male BNC Connector to two 4 mm Banana (female) Jacks (sockets) Adapter.

Applications : to connect safely a function generator or oscilloscope to 4 mm banana leads. General purpose electronic testing, controlling, and measuring.

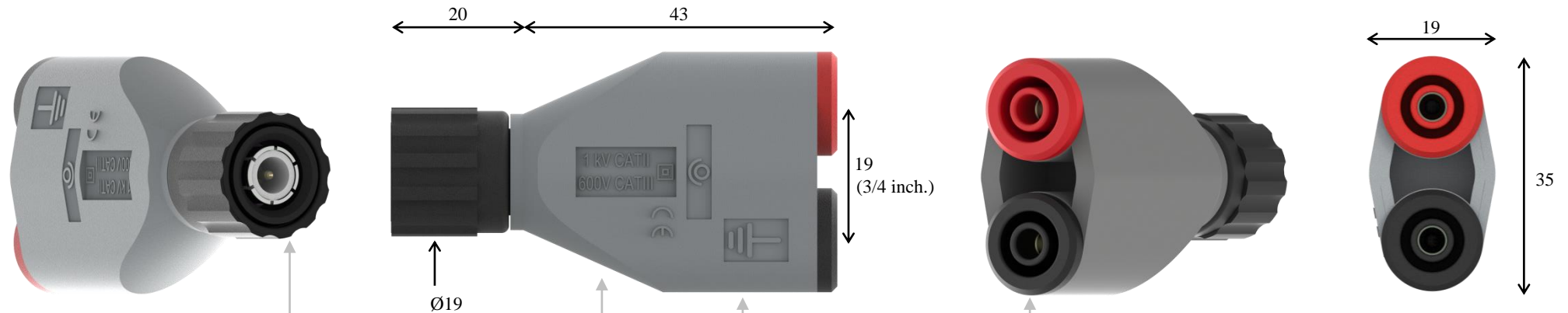
The 19 mm = 3/4 inch spacing between the two 4 mm banana female connections complies with double banana plugs and component holders.



Electrical connections.

4 mm banana black female connection \leftrightarrow "ground" outer contact of the BNC connector.

4 mm banana red female connection \leftrightarrow "signal" central contact of the BNC connector.



European Union marking.

The insulated male BNC (Bayonet Neill-Concelman) connector complies with the male BNC connectors of the worldwide most famous manufacturers .

Voltage markings.

Earth / ground marking. It reminds the 4 mm banana black female connection is mated to the « ground » outer contact of the BNC connector.

The 4 mm banana female connections comply with the 4 mm banana plugs of the worldwide most famous manufacturers.

Electro-PJP's marking. (French design and manufacturing.)

7043-IEC



DATA SHEET (page 2 of 2).

Designation : Male BNC to two 4 mm Banana (female) Jacks (sockets) Adapter.

Electrical safety

1000 V CAT II
600 V CAT III
Grounded or
floating ground.

According to EN / IEC 61010-031:2015. 1000 V CAT II / 600 V CAT III , grounded or floating ground, reinforced insulation, 3 A (at +40 °C).

These specifications come from the creepage distances, clearances, accessible parts, and solid insulation of the clip. And the considered specifications of the environment are :

- pollution degree, 1 or 2 ;
- relative humidity, 80 % maximum for temperatures up to 31 °C decreasing linearly to 50 % relative humidity at +40 °C ;
- temperature range, +5 °C to +40 °C ;
- indoor use ; and
- altitude, 2000 m maximum.

Operating temperature range

-20 °C mini., +60 °C maxi. (please see above too).

Conformity

- European Directive "Low Voltage Directive" 2014/35/UE.
- International / European standard EN / IEC 61010-031:2015.
- European Directive "RoHS" 2011/65/EU. European Directive 2015/863/EU.
- European regulation n°1907 / 2006 "REACH".
- European regulation 2017 / 821 "Conflict minerals".

Environment

- "RoHS" compliant, Pb ≤ 4 %, Hg ≤ 0.1 %, Cr VI ≤ 0.1 %, Cd ≤ 0.01 %, PBB ≤ 0.1 %, PBDE ≤ 0.1 %, DEHP ≤ 0.1 %, BBP ≤ 0.1 %, DBP ≤ 0.1 %, and DIBP ≤ 0.1 %.
- "REACH" compliant, no substances from the candidate list of SVHC for authorization at mass concentrations greater than 0.1 %.

Materials

Conductors : nickel-coated brass, steel, and red annealed copper.
Insulators : please contact us.


Colors

Black + gray + red. The colors of the banana connections can be changed on request.

Weight

0.029 kg.

Origin

 Designed and manufactured in France.

Reliability benchmark

Year of 1st placing on the market 1995.



Contact us at :

sales@electro-pjp.com

+33(0) 384 821 330

www.electro-pjp.com

ELECTRO-PJP
ZI «Charmes d'Amont»
13 rue de Madrid
39500 TAVAUUX
FRANCE

GLOSSARY :

ACCESSIBLE. Able to be touched with a standard test finger or test pin.

BASIC INSULATION. Insulation of HAZARDOUS LIVE parts which provides basic protection.

CAT II. Measurement or overvoltage category II. For measurement performed on / equipment connected to the building wiring.

CAT III. Measurement or overvoltage category III. For measurement performed on / equipment connected to part of a building wiring installation.

CAT IV. Measurement or overvoltage category IV. For measurement performed on / equipment connected to the origin of the electrical supply to a building.

CLEARANCE. Shortest distance in air between two conductive parts.

CREEPAGE DISTANCE. Shortest distance along the surface of a solid insulating material between two conductive parts.

CTI. Comparative Tracking Index of the insulating material in accordance with IEC 60112.

DOUBLE INSULATION. Insulation comprising both BASIC INSULATION and SUPPLEMENTARY INSULATION.

EN / IEC 60529. European / international standard regarding the degrees of protection provided by enclosures.

EN / IEC 61010-1. European / international standard regarding the safety requirements for electrical equipment for measurement, control, and laboratory use – Part 1: General requirements.

EN / IEC 61010-031. European / international standard regarding the safety requirements for electrical equipment for measurement, control and laboratory use – Part 031: Safety requirements for hand-held probe assemblies for electrical measurement and test.

"LVD". European Directive 2014/35/EU on the harmonization of the laws of Member States relating to electrical equipment designed for use within certain voltage limits. (Usually called the Low Voltage Directive.)

MAINS. Low-voltage electricity supply system to which the equipment concerned is designed to be connected for the purpose of powering the equipment.

MAINS CIRCUIT. Circuit which is intended to be directly connected to the MAINS for the purpose of powering the equipment.

OVERVOLTAGE CATEGORY. Numeral defining a TRANSIENT OVERVOLTAGE condition.

POLLUTION. Addition of foreign matter, solid, liquid or gaseous (ionized gases), that may produce a reduction of dielectric strength or surface resistivity.

POLLUTION DEGREE. Numeral indicating the level of POLLUTION that may be present in the environment.

POLLUTION DEGREE 1. No POLLUTION or only dry, non-conductive POLLUTION occurs, which has no influence.

POLLUTION DEGREE 2. Only non-conductive POLLUTION occurs except that occasionally a temporary conductivity caused by condensation is expected.

REINFORCED INSULATION. Insulation which provides protection against electric shock not less than that provided by DOUBLE INSULATION.

"RoHS". European Directive 2011/65/EU on the restriction of the use of certain hazardous substances in electrical and electronic equipment.

SOLID INSULATION. Insulating materials.

SUPPLEMENTARY INSULATION. Independent insulation applied in addition to BASIC INSULATION in order to provide protection against electric shock in the event of a failure of BASIC INSULATION.

TRANSIENT OVERVOLTAGE. Short duration overvoltage of a few milliseconds or less, oscillatory or non-oscillatory, usually highly damped.

WORKING VOLTAGE. Highest r.m.s. value of the a.c. or d.c. voltage across any particular insulation which can occur when the equipment is supplied at rated voltage.