

LED Rechargeable Table Luminaire TAVOLA 2W

Instruction Manual

MEGATRON®

Dear customer, dear customer,

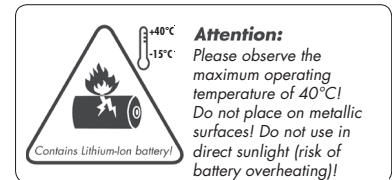
Thank you for choosing the TAVOLA LED rechargeable table lamp.

TECHNICAL SPECIFICATIONS

| | |
|----------------------------------|---|
| Model No. | MT68050-3 ~ MT68055-3, MT68056 ~ MT68058 |
| Wattage | 2W |
| Color temperature | 2700K (Ra80) warmwhite |
| Lumen Light Source | 350lm |
| Lumen Containing Product | 200lm |
| Lifetime (LED-Modul) | 20.000h |
| Input current | AC 100-240V, ~50/60Hz |
| Output current | DC5V, 1A |
| IP Rating | IP54 |
| Material | Die-cast Aluminum/PC |
| Dimension (mm) | Ø110mm x H: 380mm |
| Rechargeable Lithium-Ion-Battery | 18650 3,7V 4.400mAh |

Rechargeable Battery

| | |
|----------|-------------------|
| Type | 18650 Lithium-Ion |
| Capacity | 2x2200mAh (7,4Wh) |
| Voltage | DC3,7V |



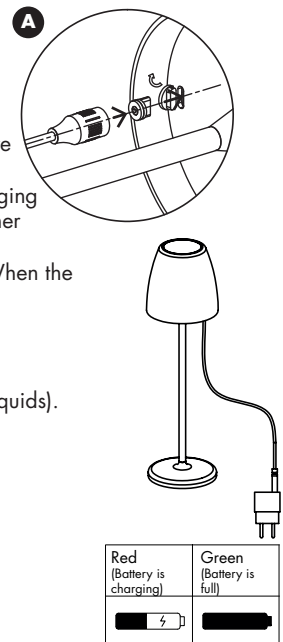
Please read the entire instruction manual carefully before installation and operation.

CAUTIONS:

- Ideal for restaurants and private households as well as for indoor and outdoor use (garden, inhouse, camping).
- Bright warm white LED chips for up to 350lm luminous flux.
- Dimmable from 100% - 5% - by long press on the touch switch.
- Rechargeable Lithium-Ion battery for up to 12 hours of light duration.
- The battery is delivered partially charged. Please charge the LED table luminaire before first usage.
- Includes magnetic USB-C charging cable (1,5m) and 100-240V USB charger.
- Use a clean and dry cloth for cleaning.
- Do not use chemicals to clean the luminaire.
- Avoid use in extreme heat: Observe the ambient temperature range of -15°C to +40°C.
- The light source of this luminaire is not replaceable; when the light source reaches its end of life the whole luminaire shall be replaced. ⚠

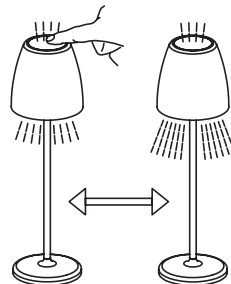
CHARGING:

- To charge the luminaire, first put the USB-C – magnetic convertor (refer to pic A) into the USB-C socket of luminaire then make sure it is firmed.
- Connect the magnetic charging cable to the magnetic convertor in the luminaire, and afterwards connect the charging cable to a power source, e.g. USB connection of PC, mobile phone or charger (5V DC/1A) or, when using together with the 100-240V charger, to a 230V socket.
- During the charging process, the charging indicator lamp will light up in red color on the top of the lamp head. When the battery is fully charged, the charging indicator will light up in green color.
- Charging time: 5-6 hours.
- Use the included charger only together with the LED table luminaire TAVOLA.
- If you use an alternative charger with more than 5V 1A, the warranty of the lamp will be void.
- The charger must not be used outdoor and is not allowed to come into contact with moisture (rain, splash water, liquids).
- Do not leave the charger in the socket after charging is complete or when the charger is not in use.
- Never attempt to open the charger. Risk of electric shock!
- Keep the charger out of the reach of children.



OPERATION:

- Press the touch switch to turn on and off.
- Press the touch switch longer to dim up or down.



Battery & Lamp Disposal



This marking indicates that this product should not be disposed with other household wastes throughout the EU. To prevent possible harm to the environment or human health from uncontrolled waste disposal, recycle it responsibly to promote the sustainable reuse of material resources. To return your used device or the used rechargeable battery, please use the return and collection systems or contact the retailer where the product was purchased. They can take this product for environmental safe recycling. Batteries containing hazardous substance are marked by a recycling symbol and chemical symbols (Cd, Hg or Pb) of the hazardous substances involved.

