

6003-SERIES

DATENBLATT DATASHEET



KSE-LIGHTS
be tough - be safe - be different

| | | | | |
|---|-------------------------------------|---|--|-------------------------------------|
| LICHT LIGHT | Name//Name | 6003-PERFORMANCE | 6003-POWER | |
| | Art. -Nr. // Art. No. | KS-6003 | KS-6003-DUO | |
| SCHALTSTUFEN LIGHT MODES | max. Lumen // max. lumens | 70 lm (+ 420 lm Boost) | 260 lm (+ 420 lm Boost) | |
| | max. Distanz // max. distance | 55 m (+250 m Boost) | 200 m (+250 m Boost) | |
| | Anz. Schaltstufen // no. of modes | 3 (+Boost & Colour) | 3 (+Boost & Colour) | |
| | Optiken // optics | Linsen // lenses | Linsen // lenses | |
| | Optik #1 // optic #1 | 6° & 6000 Kelvin | 6° & 6000 Kelvin | |
| | Optik #2 // optic #2 | 25° & 6000 Kelvin | 25° & 6000 Kelvin | |
| | Leuchtmittel // light source | Cree XP-G3 | Cree XP-G3 | |
| | Notlichtfunktion // emergency light | Ja // yes | Ja // yes | |
| | SICHERHEIT SAFETY | Leuchtmodus #1 // light mode #1 | 6003-PERFORMANCE | 6003-POWER |
| | | Lumen // lumens | 20 lm | 70 lm |
| Distanz // distance | | 15 m | 55 m | |
| Leuchtdauer // light duration | | 30 h | 10 h | |
| Leuchtmodus #2 // light mode #2 | | 6003-PERFORMANCE | 6003-POWER | |
| Lumen // lumens | | 45 lm | 130 lm | |
| Distanz // distance | | 30 m | 100 m | |
| Leuchtdauer // light duration | | 15 h | 5 h | |
| Leuchtmodus #3 // light mode #3 | | 6003-PERFORMANCE | 6003-POWER | |
| Lumen // lumens | | 70 lm | 260 lm | |
| Distanz // distance | | 55 m | 200 m | |
| Leuchtdauer // light duration | | 10 h | 2,5 h | |
| Boostmodus // boost mode | | 6003-PERFORMANCE | 6003-POWER | |
| Lumen // lumens | | 420 lm | 420 lm | |
| Distanz // distance | | 250 m | 250 m | |
| Leuchtdauer // light duration | k.A. | k.A. | | |
| GENERELLES GENERAL | Farbmodis // color modes | 6003-PERFORMANCE | 6003-POWER | |
| | Lumen // lumens | 50 lm | 50 lm | |
| | Distanz // distance | k.A. | k.A. | |
| | Leuchtdauer // light duration | 12 h | 12 h | |
| | Zertifikate // certificates | 6003-PERFORMANCE | 6003-POWER | |
| | ATEX | Nein // no | Nein // no | |
| | IECEX | Nein // no | Nein // no | |
| | zulässige Temp. // allowed temp. | -20 °C - +60 °C | -20 °C - +60 °C | |
| | GENERELLES GENERAL | Generelles // general | 6003-PERFORMANCE | 6003-POWER |
| | | Schutzklasse // protection class | IP68 (30min@1m) | IP68 (30min@1m) |
| | | Gehäusematerial // housing material | PA66 GF | PA66 GF |
| | | Gehäusefarbe // color of housing | schwarz // black | schwarz // black |
| | | Gewicht // weight | 110 g (ohne Halter // without clip) | 110 g (ohne Halter // without clip) |
| | | Garantie // warranty | 2 Jahre // 2 years | 2 Jahre // 2 years |
| | | Akkumulator // Battery | 18500-1P Li-Ion | 18500-1P Li-Ion |
| max. Ladezeit // max. charging time | | <3 h | <3 h | |
| Besonderheiten // specifics | | Boostmodus schaltet nach 30 Sekunden zurück // Boost-mode switches back after 30 seconds | | |
| EAN CODE | | 0 758176 884503 | 0 758176 884510 | |
| Zolltarifnummern // customs tariff numbers | | 8513 1000 | 8513 1000 | |
| Ursprungsland // country of origin | | Deutschland // Germany | Deutschland // Germany | |
| Produktmaße // product dimensions | | 59mm x 67mm x 51m | 59mm x 67mm x 51m | |
| Maße Verpackung // packing dimensions | | 80,5mm x 70,5mm x 78mm | 80,5mm x 70,5mm x 78mm | |
| Lieferumfang // scope of delivery | | KS-6003 | KS-6003-DUO | |
| Lieferumfang // scope of delivery | KS-2140 Halter // clip | KS-2140 Halter // clip | | |
| Lieferumfang // scope of delivery | Anleitung // manual | Anleitung // manual | | |
| Lieferumfang // scope of delivery | ohne Ladegerät // no charger | ohne Ladegerät // no charger | | |
| weitere Helmleuchtenhalter auf Anfrage // further cap lamp holders on request | | | | |
| 28.11.2022 | Erstellt durch KSE-LIGHTS | Rückfragen // questions? -> | +49 (0) 23 33 - 982 47 30 | |
| | Erstelldatum | KSE-Website | www.kse-lights.com | |
| | Irrtümer vorbehalten | KSE-Shop-Site | www.shop.kse-lights.com | |
| | | Instagram | KSE-Instagram | |
| | Facebook | KSE-Facebook | | |



\$ PREISLISTEN
\$ PREISLISTEN
\$ PREISLISTEN

6002-CHARGING
6003-CHARGING




DATENBLATT
DATASHEET



LADEGERÄTE
CHARGER

| | | |
|--|---|--|
| |  |  |
| Name//Name | 6002-CHARGER | 6002 8x CHARGER |
| Art. -Nr. // Art. No. | KS-5300 | KS-5008 |
| Eingangsspannung // input voltage | AC 110-230V 50/60Hz | AC 110-230V & DC 12V/24V |
| Ladeverfahren // charging method | Ladestecker // charging plug | |
| EAN CODE | // | // |
| Zolltarifnummern // customs tariff numbers | 85044055 | 85044055 |
| Ursprungsland // country of origin | China // China | China // China |
| Produktmaße // product dimensions | 58mm x 25mm x 77mm | 60mm x 330mm x 180mm |
| Maße Verpackung // packing dimensions | 95mm x 85mm x 39mm | 215mm x 380mm x 125mm |
| Lieferumfang // scope of delivery | KS-5300 | KS-5008 |
| Lieferumfang // scope of delivery | EU-Stecker // EU plug | EU-Stecker//plug & KFZ//car plug |

LADETAFFELN
CHARGING BOARD

| | | | |
|--|---|--|---|
| |  |  |  |
| Name//Name | 6x Ladetaffel // charging board | 6x Ladetaffel // charging board | 10x Ladetaffel // charging board |
| Art. -Nr. // Art. No. | KS-5006-AC-STD | KS-5006-DC-STD | KS-5510-STD |
| Eingangsspannung // input voltage | AC 110-230V 50/60Hz | DC 12V/24V | AC 110-230V 50/60Hz |
| Ladeverfahren // charging method | Ladestecker // charging plug | | |
| Ladeplätze // charging slots | 6 | 6 | 10 |
| EAN CODE | // | // | // |
| Zolltarifnummern // customs tariff numbers | 85044055 | 85044055 | 85044055 |
| Ursprungsland // country of origin | Deutschland // Germany | Deutschland // Germany | Deutschland // Germany |
| Produktmaße // product dimensions | 365mm x 110mm x 225mm | 365mm x 110mm x 225mm | 605mm x 110mm x 225mm |
| Maße Verpackung // packing dimensions | // | // | // |
| Lieferumfang // scope of delivery | KS-5006-AC-STD | KS-5006-DC-STD | KS-5510-STD |
| Lieferumfang // scope of delivery | EU-Stecker // EU plug | KFZ-Stecker // car plug | EU-Stecker // EU plug |

| | | | |
|--|---|--|---|
| |  |  |  |
| Name//Name | 25x Ladetaffel // charging board | 35x Ladetaffel // charging board | 54x Ladetaffel // charging board |
| Art. -Nr. // Art. No. | KS-5525-STD | KS-5535-STD | KS-5554-STD |
| Eingangsspannung // input voltage | AC 110-230V 50/60Hz | AC 110-230V 50/60Hz | AC 110-230V 50/60Hz |
| Ladeverfahren // charging method | Ladestecker // charging plug | | |
| Ladeplätze // charging slots | 25 | 35 | 54 |
| EAN CODE | // | // | // |
| Zolltarifnummern // customs tariff numbers | 85044055 | 85044055 | 85044055 |
| Ursprungsland // country of origin | Deutschland // Germany | Deutschland // Germany | Deutschland // Germany |
| Produktmaße // product dimensions | 605mm x 110mm x 525mm | 865mm x 110mm x 660mm | 740mm x 110mm x 1030mm |
| Maße Verpackung // packing dimensions | // | // | // |
| Lieferumfang // scope of delivery | KS-5525-STD | KS-5535-STD | KS-5554-STD |
| Lieferumfang // scope of delivery | EU-Stecker // EU plug | EU-Stecker // EU plug | EU-Stecker // EU plug |

Erstellt durch KSE-LIGHTS
Erstellt & Daten vom: 28.11.2022
Irrtümer vorbehalten

Rückfragen // questions? ->
KSE-Website
KSE-Shop-Site
Instagram
Facebook

+49 (0) 23 33 - 982 47 30
www.kse-lights.com
www.shop.kse-lights.com
[KSE-Instagram](https://www.instagram.com/kse-lights)
[KSE-Facebook](https://www.facebook.com/kse-lights)