DATE	REV.	ECN	APP'D BY
12-16-15	D3	10482	TRM
2-9-16	D4	10531	TRM
7-10-19	D5	11411	JE

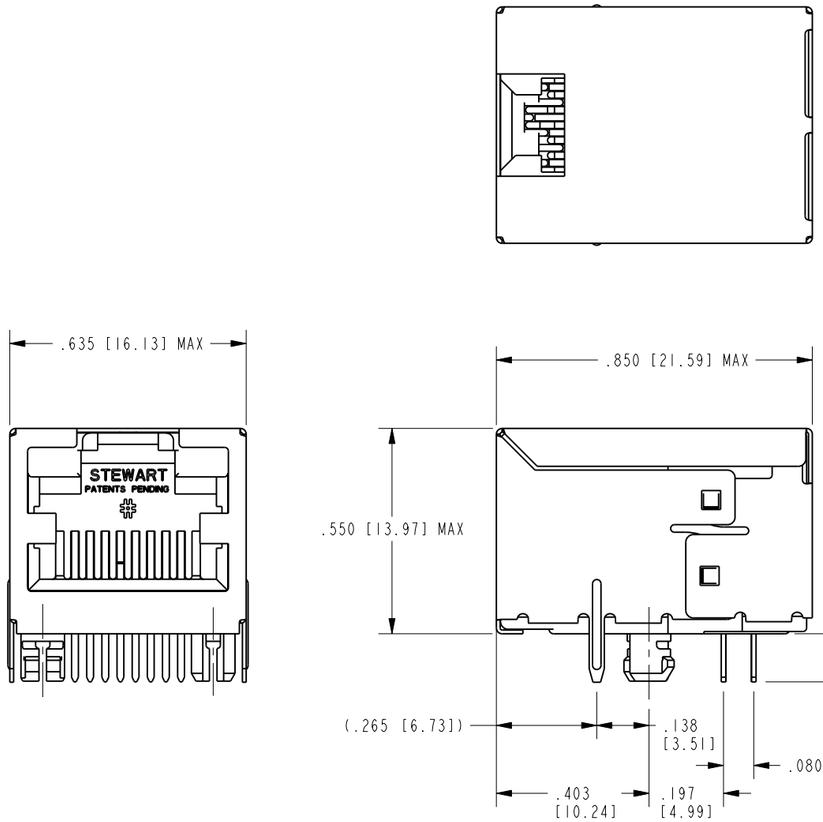

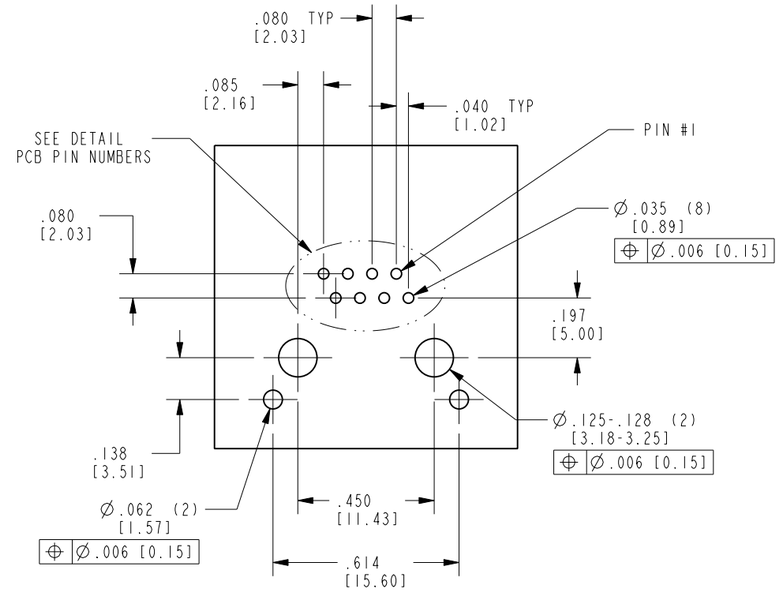

RECOMMENDED PCB HOLE LAYOUT
SEEN FROM COMPONENT SIDE

ALL CENTERLINE DIMENSIONS ARE BASIC

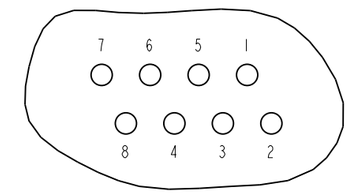

PCB PIN NUMBERS

NOTES:
1. CONNECTOR MATERIALS:
   HOUSING: THERMOPLASTIC UL94 V-0
   CONTACT/SHIELD: COPPER ALLOY
   SHIELD PLATING: TIN
   CONTACT PLATING: SELECTIVE PLATING IN CONTACT AREA
   SEE CHART FOR DETAILS
2. PRODUCT DESIGNED FOR CAT6 APPLICATIONS.
3. PART IS WAVE SOLDER COMPATIBLE ONLY.
4. RATED AT MAX. 260°C FOR MAX. 10 SECS.
5. DIMENSIONS AND TOLERANCES COMPLY WITH TIA-1096 STANDARD.
6. FOR PRODUCT SPECIFICATION SEE PR026-01.

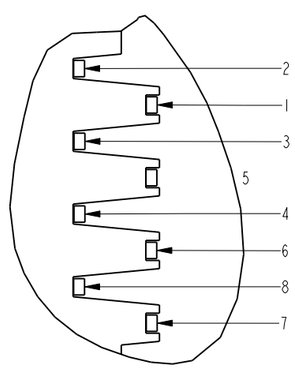

DETAIL M
OUTPUT PIN DESIGNATIONS

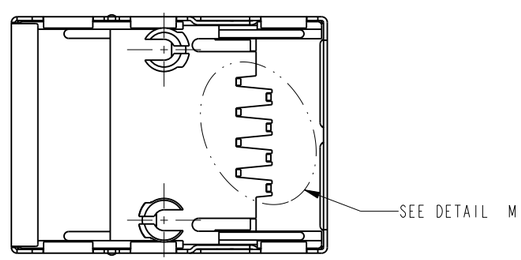

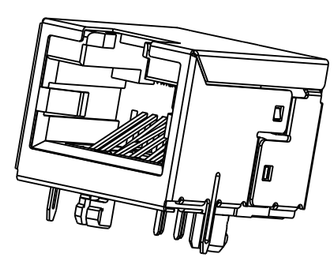

RoHS

50 MICRO-INCHES [1.27µm] Au OR 5 MICRO-INCHES [0.13µm] Au OVER 30 MICRO-INCHES [0.76µm]PdNi	SS-60000-009
CONTACT PLATING IN MATING AREA	PART NUMBER

THIRD ANGLE PROJECTION

DO NOT SCALE DRAWING

DRAWING IS SUBJECT TO CHANGE WITHOUT NOTICE

DIMENSIONS: INCHES [METRIC]

UNLESS OTHERWISE SPECIFIED TOLERANCES ARE ±.005 [0.13] ANGLES ARE ±1°

SHEET NO. 1 OF 1

stewart CONNECTOR a bel group
11118 Susquehanna Trail South
Glen Rock, PA 17327-9199
(717) 235-7512
http://www.stewartconnector.com

60 SERIES SHIELDED RIGHT ANGLE JACK

THIS DRAWING AND THE SUBJECT MATTER SHOWN THEREON ARE CONFIDENTIAL AND THE PROPRIETARY PROPERTY OF STEWART CONNECTOR AND SHALL NOT BE REPRODUCED, COPIED, OR USED IN ANY MANNER WITHOUT PRIOR WRITTEN CONSENT OF STEWART CONNECTOR. ONE OR MORE U.S. PATENTS MAY APPLY TO THIS PRODUCT. FOR DETAILS, PLEASE VISIT: HTTP://BELFUSE.COM/STEWART/STEWART_PATENTS/

DRN BY: JRC	DATE 04-14-04		
APPD BY: RGC	DATE 04-14-04		
DWG. NO. CT600024		REV. D5	