Type 157000

E167295



Zeit/Strom-Kennlinien
Time-Current Characteristics

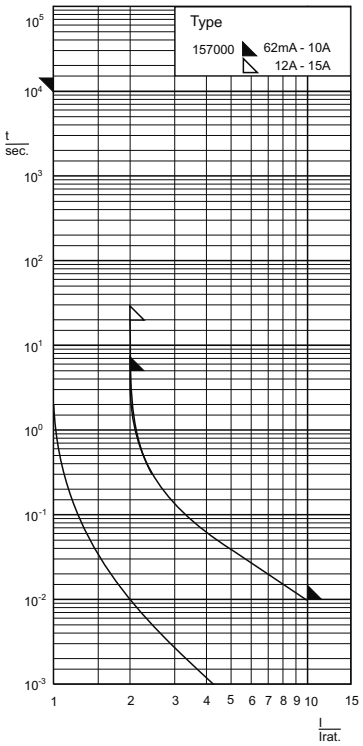

Aufbau / Construction

Isolierkörper / insulating body — Keramikrohr undurchsichtig / ceramic tube non-transparent

Kontaktkappen / contact caps — Messing, versilbert / brass, silver-plated

Lötwärmebeständigkeit / resistance to soldering heat: — 260 °C, 10 s (nach IEC 60068 / to IEC 60068)

Schmelzzeitgrenzwerte / Fusing time limits

Bemessungsstrom Rated Current	1 I_n		2 I_n		2,75 I_n		4 I_n		10 I_n	
	min.		max.		min.		max.		min.	
62 mA - 10 A	4 h		5 s		-		-		-	10 ms
12 - 15 A	4 h		20 s		-		-		-	10 ms

UL 248-14 CSA C22.s No. 248.14	**2,6 x 6,1 mm**	125 V 65 V	F flink quick acting

Artikel-Nr. Article-no.	Bemessungs-strom Rated Current	Bemessungs-Ausschaltvermögen Rated Breaking Capacity	Spannungsfall Voltage Drop	Kaltwiderstand Cold Resistance	Schmelzintegral I^2t_s Value	Approbationen Approvals
			mV	mΩ	A^2s	UL rec.
157000.0,062	62 mA	50 A @ AC/DC 125 V	600	5500	0,00019	✓
157000.0,080	80 mA	50 A @ AC/DC 125 V	550	4050	0,00033	✓
157000.0,1	100 mA	50 A @ AC/DC 125 V	350	2000	0,0014	✓
157000.0,125	125 mA	50 A @ AC/DC 125 V	240	1500	0,0028	✓
157000.0,16	160 mA	50 A @ AC/DC 125 V	350	1400	0,0031	✓
157000.0,2	200 mA	50 A @ AC/DC 125 V	250	800	0,0066	✓
157000.0,25	250 mA	50 A @ AC/DC 125 V	230	600	0,011	✓
157000.0,315	315 mA	50 A @ AC/DC 125 V	210	420	0,023	✓
157000.0,375	375 mA	50 A @ AC/DC 125 V	180	300	0,043	✓
157000.0,4	400 mA	50 A @ AC/DC 125 V	180	290	0,048	✓
157000.0,5	500 mA	50 A @ AC/DC 125 V	180	230	0,073	✓
157000.0,63	630 mA	50 A @ AC/DC 125 V	180	190	0,12	✓
157000.0,75	750 mA	50 A @ AC/DC 125 V	170	160	0,18	✓
157000.0,8	800 mA	50 A @ AC/DC 125 V	160	130	0,26	✓
157000.1	1 A	50 A @ AC/DC 125 V	150	100	0,45	✓
157000.1,25	1,25 A	50 A @ AC/DC 125 V	150	78	0,68	✓
157000.1,5	1,5 A	50 A @ AC/DC 125 V	150	63	0,85	✓
157000.1,6	1,6 A	50 A @ AC/DC 125 V	140	58	1,05	✓
157000.2	2 A	50 A @ AC/DC 125 V	100	37	0,57	✓
157000.2,5	2,5 A	50 A @ AC/DC 125 V	100	28	1,1	✓
157000.3	3 A	50 A @ AC/DC 125 V	100	23	1,5	✓
157000.3,15	3,15 A	50 A @ AC/DC 125 V	100	21	1,9	✓
157000.3,5	3,5 A	50 A @ AC/DC 125 V	100	19	2,5	✓
157000.4	4 A	50 A @ AC/DC 125 V	100	16	3,3	✓
157000.5	5 A	50 A @ AC/DC 125 V	90	12,5	6,2	✓
157000.6,3	6,3 A	50 A @ AC/DC 125 V	90	10	9,1	✓
157000.7	7 A	50 A @ AC/DC 125 V	90	8,6	11	✓
157000.10	10 A	50 A @ AC/DC 65 V	90	5,9	27	✓
157000.12	12 A	50 A @ AC/DC 65 V	90	4,9	45	✓
157000.15	15 A	50 A @ AC/DC 65 V	90	3,8	81	✓

Abmessungen
Dimensions

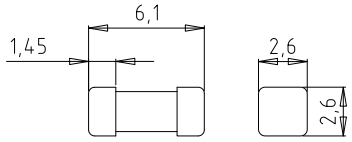

Empfohlene Anschlussflächen
Recommended pad layout

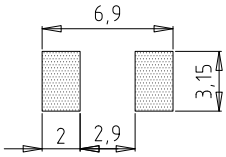

Type	Abk. Abbr.	Beschreibung Description
157000	-	100 Stück / pieces (5 Gurtabschnitte/tape sections von/of 20 Stück/pieces.)
	GT	1.500 Stück gegurtet / 1.500 pieces on tape
z.B./ e.g.	157000.3,15GT	

© 2021-03 SIBA GmbH | www.siba.de | info@siba.de
Änderungen vorbehalten