OMNIMATE Power - Powerbus series
DFFC 1.5-2.5 SN 2500

Weidmüller Interface GmbH & Co. KG
Klingenbergstraße 16
D-32758 Detmold
Germany
Fon: +49 5231 14-0
Fax: +49 5231 14-292083
www.weidmueller.com

Illustrazione del prodotto



Come da figura

Per un contatto sicuro - contatti a crimpare CB/CS.

La combinazione tra custodie RSV e contatti a crimpare Weidmüller consente l'adattamento personalizzato alle specifiche esigenze delle singole applicazioni.
In funzione del tipo di sistema sono disponibili le seguenti caratteristiche prodotto:

- centraggio sicuro dei contatti attraverso la punta del connettore maschio a 3 segmenti
- elevata sicurezza di contatto grazie a 4 punti di contatto predefiniti
- ganci di fissaggio nella molla superiore in acciaio per un alloggiamento sicuro dei contatti nella custodia
- contatti maschio in due lunghezze per la realizzazione di contatti anticipati
- fino a 100 cicli di innesto (versione stagno)
- fino a 500 cicli di innesto (versione oro)

Con il giusto utensile della gamma Weidmüller è possibile effettuare una lavorazione a regola d'arte.

Dati generali per l'ordinazione

Tipo	DFFC 1.5-2.5 SN 2500
Nr.Cat.	1480100000
Versione	Connettore per circuito stampato, Contatto a crimpare, Contatto, stagnato, Campo di serraggio max. : 2.5 mm²
GTIN (EAN)	4008190100414
CPZ	2.500 Pezzo
Parametri prodotto	
Imballaggio	Box

OMNIMATE Power - Powerbus series
DFFC 1.5-2.5 SN 2500

Weidmüller Interface GmbH & Co. KG
Klingenbergstraße 16
D-32758 Detmold
Germany
Fon: +49 5231 14-0
Fax: +49 5231 14-292083
www.weidmueller.com

Dati tecnici

Dimensioni e peso

Peso netto	0,73 g

Dati del materiale

Materiale dei contatti	Lega di rame	Superficie dei contatti	stagnato
Temperatura di magazzinaggio, min.	-25 °C	Temperatura di magazzinaggio, max.	55 °C
Umidità relativa durante l'immagazzinaggio, max.	80 %	Temperatura d'esercizio , min.	-50 °C
Temperatura d'esercizio , max.	100 °C	Campo della temperatura di montaggio, min.	-25 °C
Campo della temperatura di montaggio, max.	100 °C		

Conduttori adatti al collegamento

Campo di sezioni, min.	1,5 mm²	Campo di sezioni, max.	2,5 mm²
Sezione di collegamento cavo AWG, min.	AWG 16	Sezione di collegamento cavo AWG, max.	AWG 14
Campo di serraggio max.	2,5 mm²		

Dati di dimensionamento secondo IEC

Testato secondo lo standard	IEC 60664-1, IEC 61984	Portata transitoria	3 x 1s mit 120 A

Imballaggio

Imballaggio	Box	Lunghezza VPE	35 mm
Larghezza VPE	600 mm	Altezza VPE	600 mm

Classificazioni

ETIM 3.0	EC001284	ETIM 4.0	EC000796
ETIM 5.0	EC000796	ETIM 6.0	EC000796
UNSPSC	30-21-18-01	eClass 6.2	27-26-12-02
eClass 7.1	27-44-02-04	eClass 8.1	27-44-02-04
eClass 9.0	27-44-02-04	eClass 9.1	27-44-02-04

Note

Note	
Conformità IPC	Conformità: i prodotti sono sviluppati, prodotti e forniti secondo standard e normative internazionali riconosciuti, sono conformi alle caratteristiche indicate nel foglio dati e soddisfano le caratteristiche decorative in accordo con IPC-A-610 "Classe 2". Ulteriori richieste relative al prodotto potranno essere valutate su richiesta.

Approvazioni

Omologazioni	
ROHS	Conforme

OMNIMATE Power - Powerbus series
DFFC 1.5-2.5 SN 2500

Weidmüller Interface GmbH & Co. KG
Klingenbergstraße 16
D-32758 Detmold
Germany
Fon: +49 5231 14-0
Fax: +49 5231 14-292083
www.weidmueller.com

Dati tecnici

Downloads

Brochure/Catalogo	FL DRIVES EN MB DEVICE MANUF. EN FL DRIVES DE CAT 2 PORTFOLIOGUIDE EN FL BUILDING SAFETY EN FL APPL LED LIGHTING EN FL INDUSTR.CONTROLS EN FL MACHINE SAFETY EN FL HEATING ELECTR EN FL APPL_INVERTER EN FL_BASE_STATION_EN FL ELEVATOR EN FL POWER SUPPLY EN FL 72H SAMPLE SER EN PO OMNIMATE EN
Omologazione/Certificato/Documento di conformità	Declaration of the Manufacturer

OMNIMATE Power - Powerbus series
DFFC 1.5-2.5 SN 2500

Weidmüller Interface GmbH & Co. KG
Klingenbergstraße 16
D-32758 Detmold
Germany
Fon: +49 5231 14-0
Fax: +49 5231 14-292083
www.weidmueller.com

Disegni

Dimensional drawing

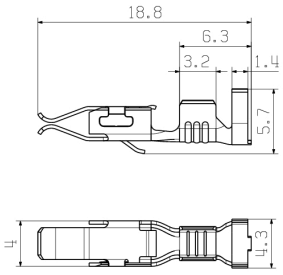

Dimensions without tolerances are no check dimensions

The English version is binding

allgemeingültige Kundenzeichnung, aktueller Stand nur auf Anfrage
general customer drawing, topical version only if required

M 5/1

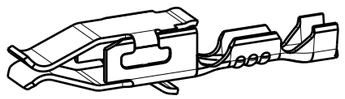

DFFC 0.22-0.35mm²

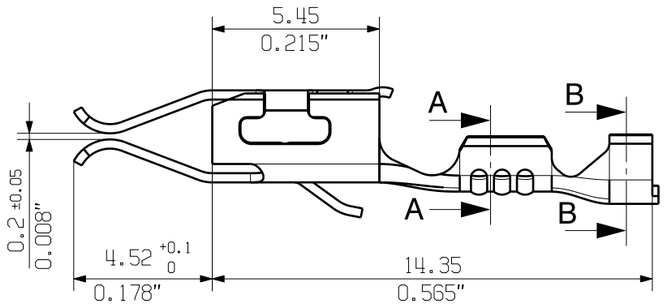

A-A

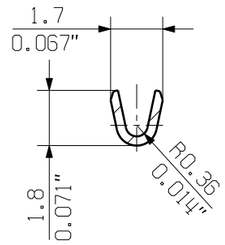

B-B

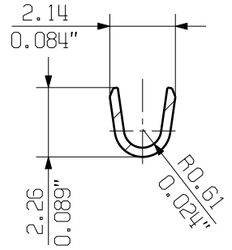

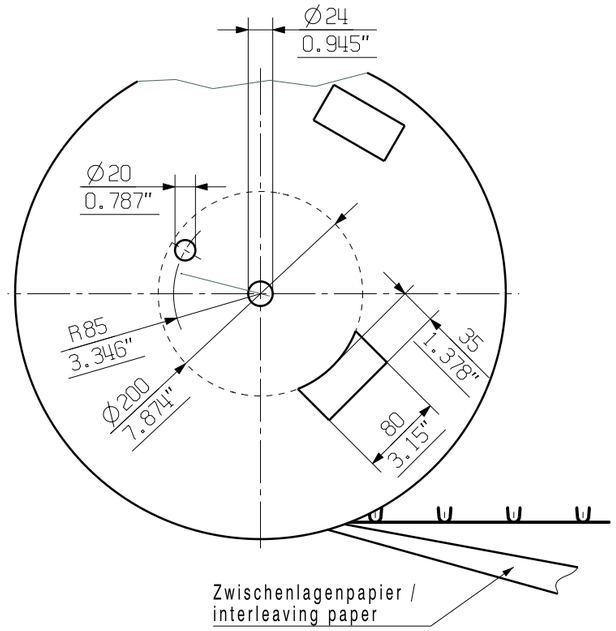

M 5/1

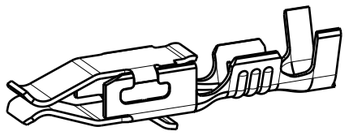

DFFC 0.5-1.0mm²

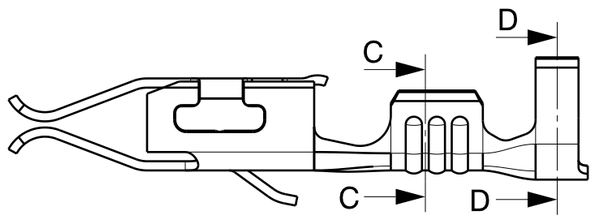

C-C

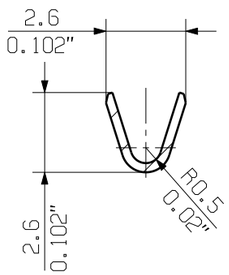

D-D

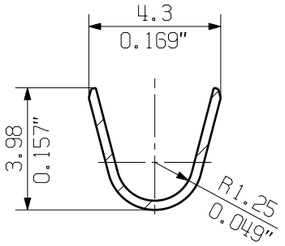

M 5/1

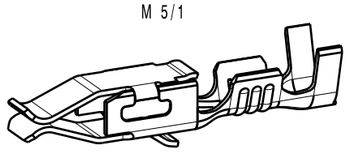

DFFC 1.50-2.50mm²

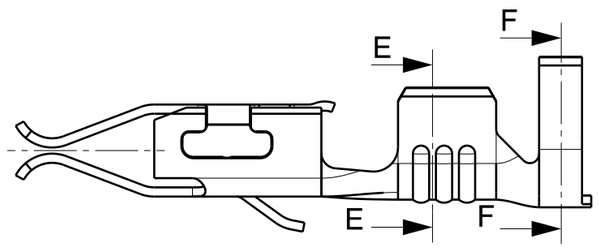

E-E

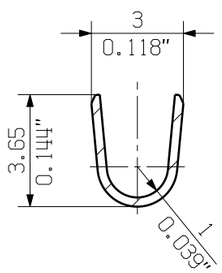

F-F

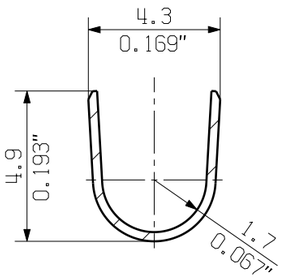

For the mounting of PCBs, it should be noted that the rated data given in the catalogue relates only to the connection elements. The neccessary creepage and clearance paths must be observed in connection with the respective applicant in accordance to VDE 0110. The current-carrying capacity and pitch tolerance is to be determined according to DIN IEC 326 part 3 very fine.

Weidmüller connectors are tested to the DIN VDE 0627 standard, and are valid for its field of application. Provided that the connectors are used to the intended purpose, all requirements with respect to the occuring of electrical, mechanical, thermic and corrosive stress will be satisfied.

Bestell-Nr. / cat.no.		Leiterquerschnitt / conductor cross-section	Oberfläche finish&surf.
Einzelkontakt/ separate cont.	Bandware / cont. on strip		
1604260000	1604240000	0.22mm²-0.35mm²	Au0.8, Ni1-2 u. Sn4±1
1604250000	1604230000		Sn 4-8
1625530000	1625520000	0.50mm²-1.00mm²	Ag4±1 u. Sn4±1
1567080000	1540100000		Au0.8, Ni1-2 u. Sn4±1
1567060000	1480000000		Sn 4-8
1625510000	1625500000	1.50mm²-2.50mm²	Ag4±1 u. Sn4±1
1567090000	1540200000		Au0.8, Ni1-2 u. Sn4±1
1567070000	1480100000		Sn 4-8

. . Cat.no.: .

GENERAL TOLERANCE:
DIN ISO 2768-m

RoHS COMPLIANT

88771/5
23.06.16 HELIS_MA 00
.
Modification

Weidmüller

3 32368 (11)
Drawing no. Issue no.
Sheet 05 of 05 sheets

	Date	Name
Drawn	30.03.2007	HERTEL_S
Responsible		HERTEL_S
Checked	26.07.2016	HELIS_MA
Approved		LANG_T

Scale: 10/1

Supersedes: .

DFFC
CRIMPKONTAKT
CRIMP CONTACT

Product file: DFFC 7169

The reproduction, distribution and utilization of this document as well as the communication of its contents to others without explicit authorization is prohibited. Offenders will be held liable for the payment of damages. Weidmueller exclusively reserves the right to file for patents, utility models or designs.
© Weidmueller Interface GmbH & Co. KG