

Single relay - REL-MR-110DC/21HC - 2961338

Please be informed that the data shown in this PDF Document is generated from our Online Catalog. Please find the complete data in the user's documentation. Our General Terms of Use for Downloads are valid (<http://download.phoenixcontact.com>)



Pluggable miniature relays, with power contact for high continuous current, 1 PDT, input voltage 110 V DC

Product Features

- Switching current of up to 16 A

Key commercial data

package_quantity	10
GTIN	4017918187590

Technical data

Dimensions

Width	12.7 mm
Height	29 mm
Depth	15.7 mm

Ambient conditions

Ambient temperature (operation)	-40 °C ... 85 °C
Ambient temperature (storage/transport)	-40 °C ... 85 °C

Coil side

Nominal input voltage U_N	110 V DC
Nominal input current at U_{IN}	4.1 mA
Typical response time	7 ms
Typical release time	3 ms
Coil resistance	26600 Ω \pm 15% (at 20 °C)

Contact side

Contact type	Single contact, 1-PDT
Contact material	AgNi
Maximum switching voltage	250 V AC/DC
Minimum switching voltage	12 V (at 10 mA)
Maximum inrush current	50 A (20 ms)
Min. switching current	10 mA (at 12 V)
Limiting continuous current	16 A
Interrupting rating (ohmic load) max.	384 W (at 24 V DC)

Single relay - REL-MR-110DC/21HC - 2961338

Technical data

Contact side

Interrupting rating (ohmic load) max.	58 W (at 48 V DC)
Interrupting rating (ohmic load) max.	48 W (at 60 V DC)
Interrupting rating (ohmic load) max.	50 W (at 110 V DC)
Interrupting rating (ohmic load) max.	80 W (at 220 V DC)
Interrupting rating (ohmic load) max.	4000 VA (for 250 V AC)
Switching capacity in acc. with DIN VDE 0660/IEC 60947	2 A (at 24 V, DC13)
Switching capacity in acc. with DIN VDE 0660/IEC 60947	0.2 A (at 110 V, DC13)
Switching capacity in acc. with DIN VDE 0660/IEC 60947	0.2 A (at 250 V, DC13)
Switching capacity in acc. with DIN VDE 0660/IEC 60947	6 A (at 24 V, AC15)
Switching capacity in acc. with DIN VDE 0660/IEC 60947	6 A (at 120 V, AC15)
Switching capacity in acc. with DIN VDE 0660/IEC 60947	6 A (at 250 V, AC15)

General

Test voltage relay winding/relay contact	5 kV AC (50 Hz, 1 min.)
Operating mode	100% operating factor
Mechanical service life	3 x 10 ⁷ cycles
Standards/regulations	IEC 60664
Standards/regulations	EN 50178
Standards/regulations	IEC 62103
Pollution degree	3
Surge voltage category	III
Mounting position	Any
Assembly instructions	Can be aligned without spacing (> 70 °C ≥ 2.5 mm)

classifications

eCl@ss

eCl@ss 4.0	27371104
eCl@ss 4.1	27371104
eCl@ss 5.0	27371001
eCl@ss 5.1	27371001
eCl@ss 6.0	27371001
eCl@ss 7.0	27371001
eCl@ss 8.0	27371001

ETIM

ETIM 2.0	EC000196
ETIM 3.0	EC000196
ETIM 4.0	EC000196
ETIM 5.0	EC000196

UNSPSC

UNSPSC 6.01	30211916
-------------	----------

Single relay - REL-MR-110DC/21HC - 2961338

classifications

UNSPSC

UNSPSC 7.0901	39121515
UNSPSC 11	39121515
UNSPSC 12.01	39121515
UNSPSC 13.2	39121515

approvals

UL Recognized / VDE Gutachten mit Fertigungsüberwachung / cUL Recognized / GOST / GL / UL Recognized / cUL Recognized / cULus Recognized /

Approval details

UL Recognized

VDE Gutachten mit Fertigungsüberwachung

Nominal voltage UN	
Nominal current IN	
mm ² /AWG/kcmil	


cUL Recognized

GOST

GL

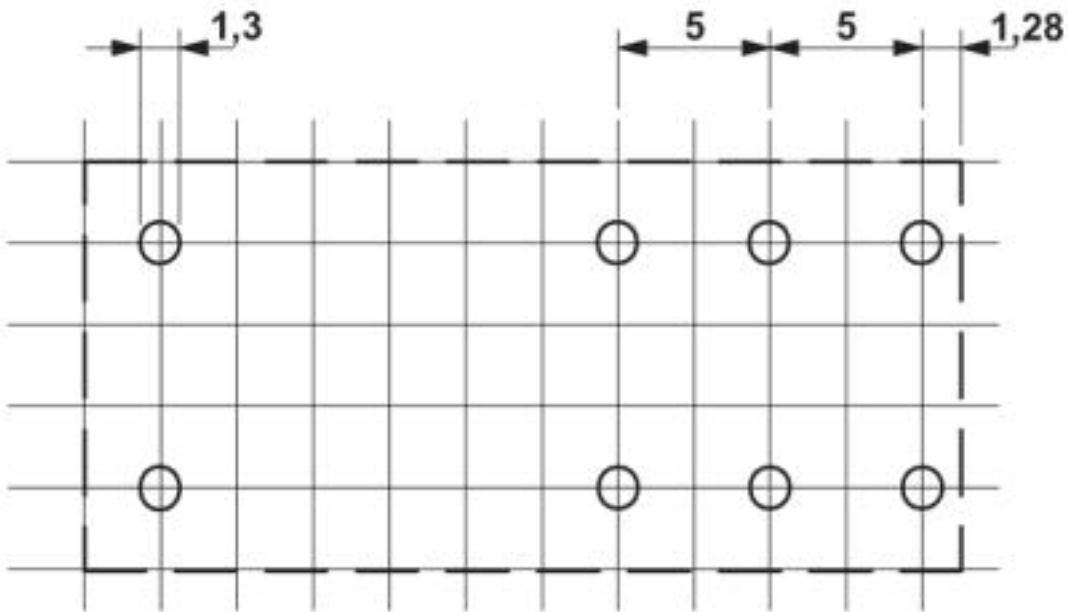
Single relay - REL-MR-110DC/21HC - 2961338

approvals

cULus Recognized  US

Drawings

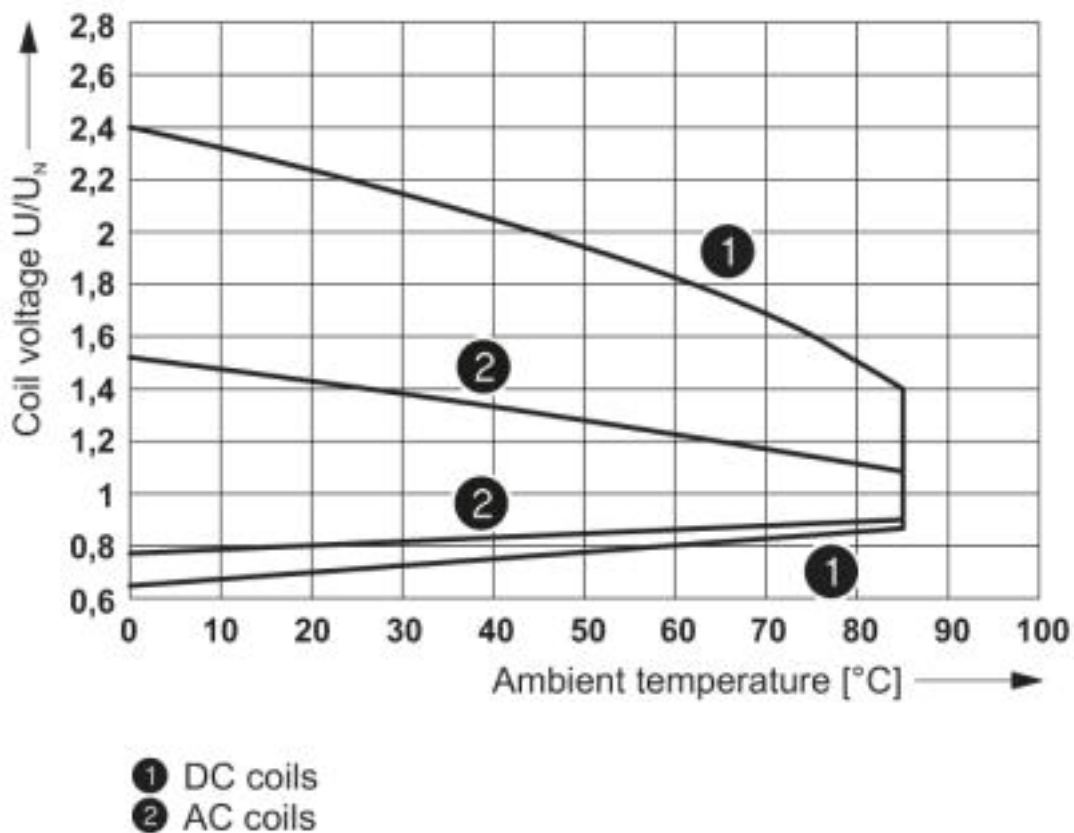
Drilling diagram



a = pitch division 2.5 mm

Single relay - REL-MR-110DC/21HC - 2961338

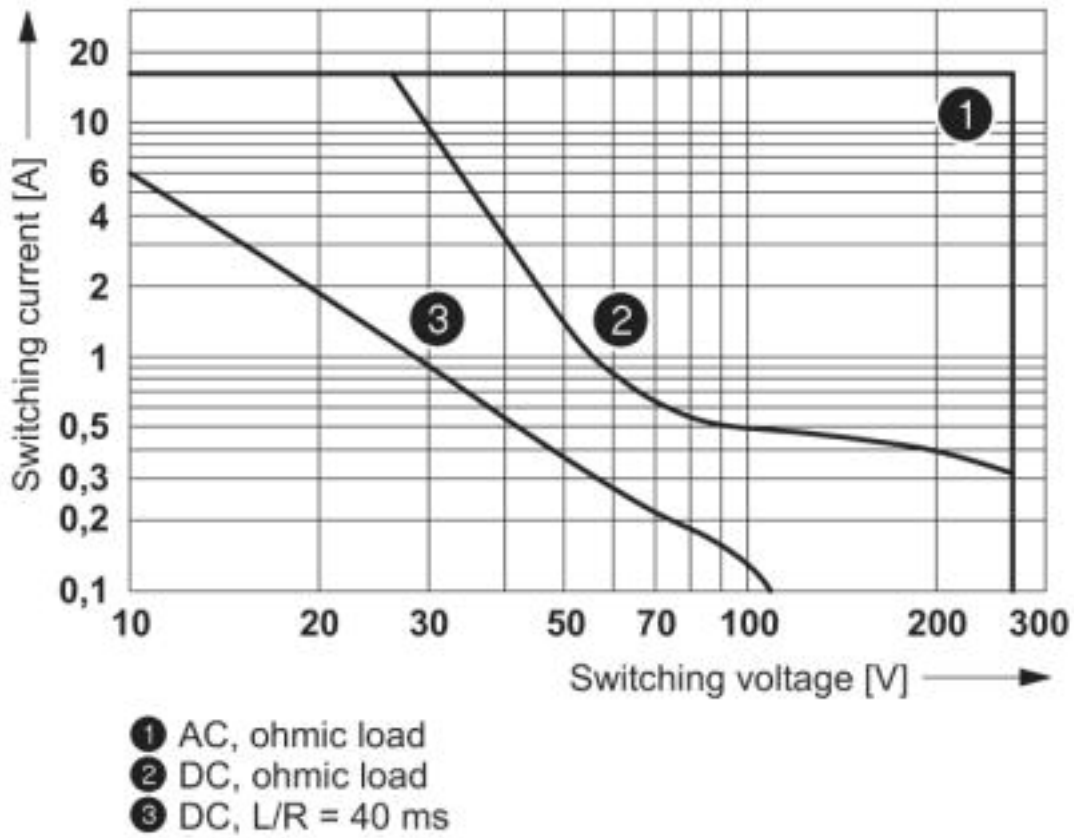
Diagram



Operating voltage range

Single relay - REL-MR-110DC/21HC - 2961338

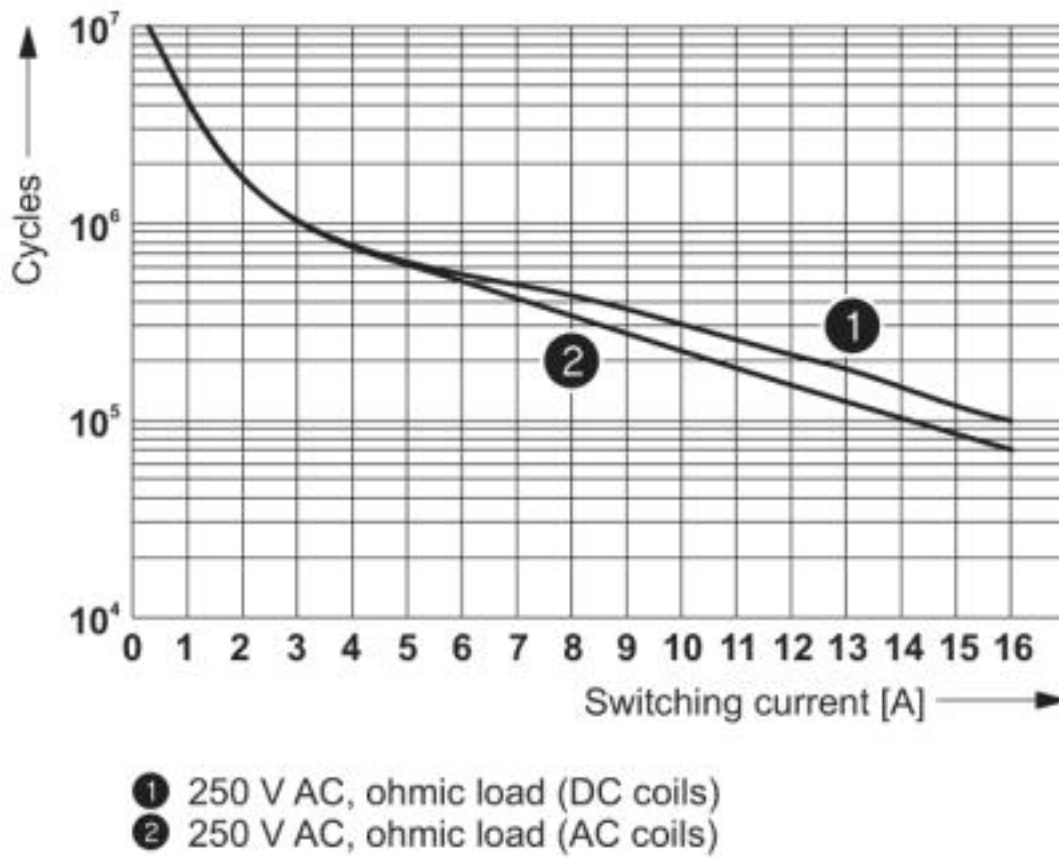
Diagram



Interrupting rating

Single relay - REL-MR-110DC/21HC - 2961338

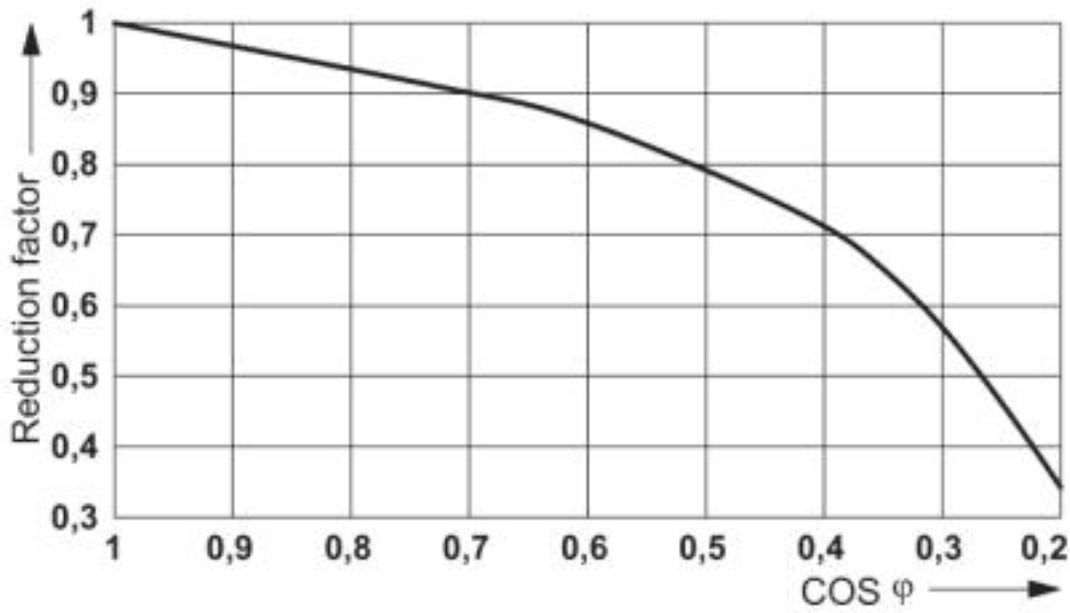
Diagram



Electrical service life

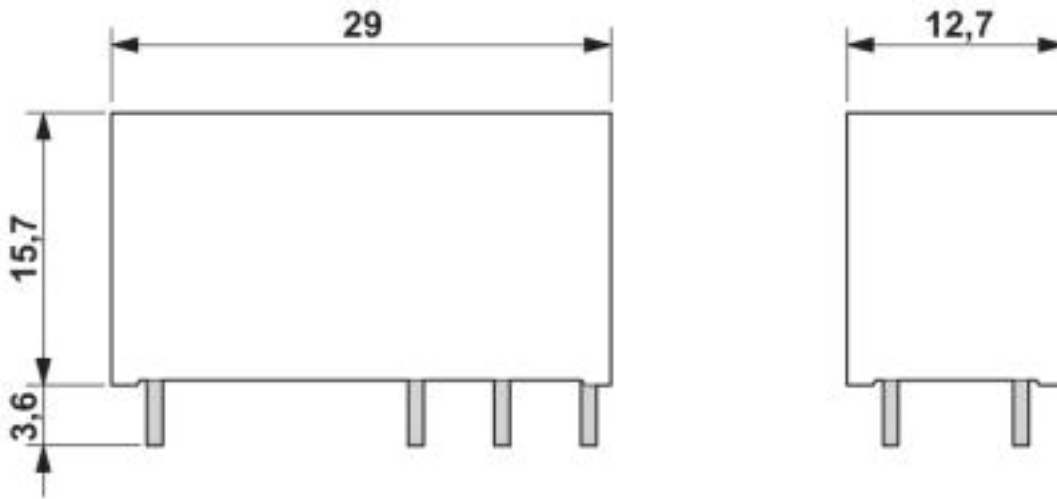
Single relay - REL-MR-110DC/21HC - 2961338

Diagram



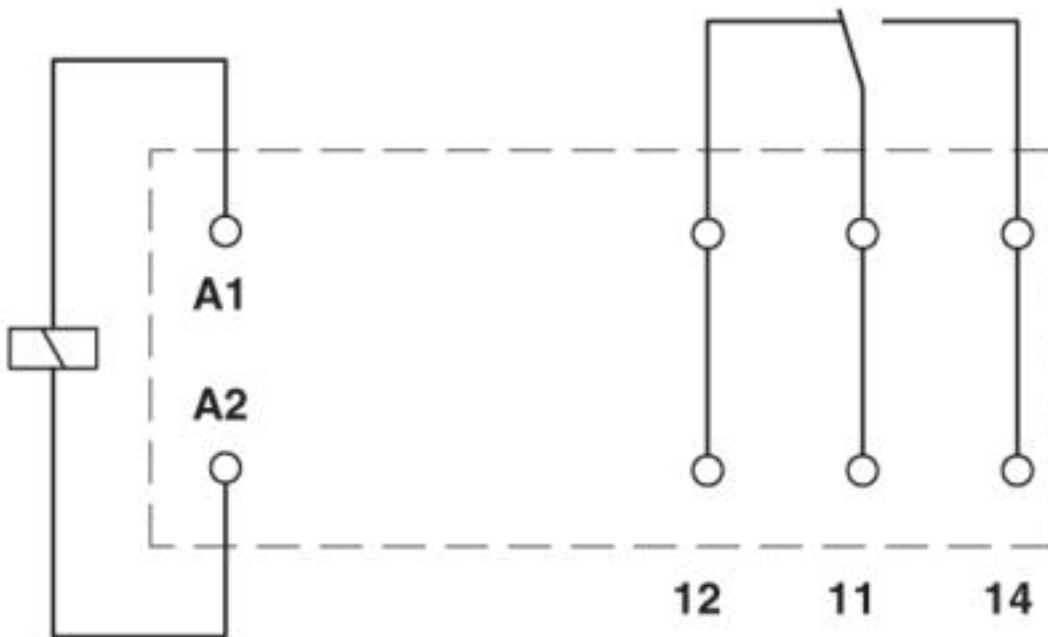
Service life reduction factor with various cos phi

Dimensioned drawing



Single relay - REL-MR-110DC/21HC - 2961338

Circuit diagram



© Phoenix Contact 2013 - all rights reserved
<http://www.phoenixcontact.com>