

SAIP-M8BG-3-1.5V

Weidmüller Interface GmbH & Co. KG

Klingenbergstraße 16

D-32758 Detmold

Germany

Fon: +49 5231 14-0

Fax: +49 5231 14-292083

www.weidmueller.com



Sensor/actuator cables are used for wiring sensors and actuators and for transmitting data or power in various applications. The moulded cable offers connected and tested connection of the plug-in connector to the cable ex-works. The cables may be exposed to a wide range of conditions, such as humidity, dust, heat, cold, shock or vibration.

Our developers have focused specifically on this issue and designed a host of different M8 and M12 sensor-actuator cables so you are bound to find the solution you need for your application.

The M8 and M12 sensor-actuator cables are supplied as standard with brass nickel-plated nuts. However if you are looking to use our products in an extremely harsh environment, we can also supply a variant with a plastic nut. This enables use in environments where cables with nickel-plated M8 and M12 nuts would rust.

Is there something you have not managed to find or you feel needs explanation? Talk to us!

General ordering data

Type	SAIP-M8BG-3-1.5V
Order No.	1465870150
Version	Sensor/actuator line, One end without connector, M12 / M8, Number of poles : 3, 1.5 m, Female socket, straight, Shielded: No, LED: No, Sheath material: PVC, Halogen: Yes
GTIN (EAN)	4050118274202
Qty.	1 pc(s).

SAIP-M8BG-3-1.5V**Weidmüller Interface GmbH & Co. KG**

Klingenbergstraße 16

D-32758 Detmold

Germany

Fon: +49 5231 14-0

Fax: +49 5231 14-292083

www.weidmueller.com

Technical data**Dimensions and weights**

Net weight 48 g

Environmental Product Compliance

REACH SVHC Lead 7439-92-1

Technical specifications for cable

Number of poles	3	Core cross-section	0.25 mm ²
Outside diameter	4.5 ± 0.2 mm	Cable length	1.5 m
Shielded	No	Insulation	PVC
Colour coding	brown, blue, black	Sheath material	PVC
Sheathing colour	black	Halogen	Yes
Temperature range, moving	-5...80 °C	Temperature range, stationary	-30...80 °C
Outer cladding in accordance with UL AWM style	2464 (80 °C / 300 V)	Suitable for cable carriers	No
Torsion resistance	0 °/m	Resistant to welding beads	No
Hybrid cable	No	Irradiation crosslinked	No
Configurable cable length	No		

General technical data

Version	Female socket, straight	Connection thread	M12 / M8
Housing main material	PUR	Threaded ring material	POM
Coding	none	Protection degree	IP65, IP66, IP67, IP68, when screwed in
Contact surface	Gold-plated	LED	No
Rated voltage	60 V	Rated current	4 A
Insulation strength	10 ⁸ Ω	Temperature range of housing	-25...+85 °C
Tightening torque	M8: 0.5 - 0.6 Nm	Plugging cycles	≥ 100
Pollution severity	3	jumpered	No

Standards

Connector standard	IEC 61076-2-101, IEC 61076-2-104	Certificate no. (cULus)	E307231
--------------------	----------------------------------	-------------------------	---------

Classifications

ETIM 5.0	EC001855	ETIM 6.0	EC001855
eClass 6.2	27-27-92-18	eClass 7.1	27-27-92-18
eClass 8.1	27-27-92-18	eClass 9.0	27-06-03-11
eClass 9.1	27-06-03-11		

Approvals

Approvals



Data sheet

SAIP-M8BG-3-1.5V

Weidmüller Interface GmbH & Co. KG
Klingenbergstraße 16
D-32758 Detmold
Germany
Fon: +49 5231 14-0
Fax: +49 5231 14-292083
www.weidmueller.com

Technical data

Downloads

Brochure/Catalogue	FL FIELDWIRING EN
Engineering Data	EPLAN, WSCAD

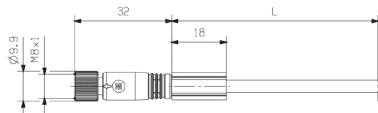
Data sheet

SAIP-M8BG-3-1.5V

Weidmüller Interface GmbH & Co. KG
 Klingenbergstraße 16
 D-32758 Detmold
 Germany
 Fon: +49 5231 14-0
 Fax: +49 5231 14-292083
 www.weidmueller.com

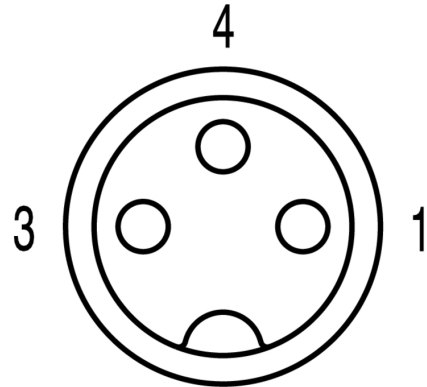
Drawings

Dimensioned drawing



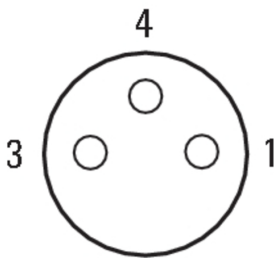
Straight socket

Pole scheme



Socket

Wiring diagram



The ideal tool: Screwty[®] with torque function



Light, securely screwed-in round plug-in connectors. Screwty set DM / VPE: 1 / Order No.: 1920000000 Adapters: M12, M12 F, M8, M8 F