

SAIL-M8GM8G-4-13U

Weidmüller Interface GmbH & Co. KG

Klingenbergstraße 16

D-32758 Detmold

Germany

Fon: +49 5231 14-0

Fax: +49 5231 14-292083

www.weidmueller.com



Sensor/actuator cables are used for wiring sensors and actuators and for transmitting data or power in various applications. The moulded cable offers connected and tested connection of the plug-in connector to the cable ex-works. The cables may be exposed to a wide range of conditions, such as humidity, dust, heat, cold, shock or vibration.

Our developers have focused specifically on this issue and designed a host of different M8 and M12 sensor-actuator cables so you are bound to find the solution you need for your application.

Is there something you have not managed to find or you feel needs explanation? Talk to us!

General ordering data

Type	SAIL-M8GM8G-4-13U
Order No.	1880471300
Version	Sensor/actuator line, Connecting line, M8, Number of poles : 4, 13 m, pin, straight - socket, straight, Shielded: No, LED: No, Sheath material: PUR, Halogen: No
GTIN (EAN)	4050118259544
Qty.	1 pc(s).

SAIL-M8GM8G-4-13U

Weidmüller Interface GmbH & Co. KG

Klingenbergstraße 16

D-32758 Detmold

Germany

Fon: +49 5231 14-0

Fax: +49 5231 14-292083

www.weidmueller.com

Technical data

Dimensions and weights

Net weight 368 g

Environmental Product Compliance

REACH SVHC Lead 7439-92-1

Technical specifications for cable

Number of poles	4	Core cross-section	0.25 mm ²
Outside diameter	4.4 ± 0.2 mm	Cable length	13 m
Shielded	No	Insulation	PP
Colour coding	brown, white, blue, black	Sheath material	PUR
Sheathing colour	black	Halogen	No
Temperature range, moving	-25...80 °C	Temperature range, stationary	-40...80 °C
Core in accordance with UL AWM style		Outer cladding in accordance with UL AWM style	20233 (80 °C / 300 V)
	10493 (80 °C / 300 V)	Torsion resistance	360 °/m
Suitable for cable carriers	Yes	Bending radius, min., moving	10 x cable diameter
Bending radius, min., stationary	5 x cable diameter	Speed	5 m/s
Acceleration	5 m/s ²	Resistant to welding beads	No
Bending cycles	2 Mio	Irradiation crosslinked	No
Hybrid cable	No	Hydrolysis and microbe resistant	Yes
Configurable cable length	No	Resistance to oils	in accordance with IEC 60811:404
LABS-free	Yes		
Resistance to spread of flame	in accordance with UL1581 UL/ CUL FT1, in accordance with IEC 60332-1-2, in accordance with IEC 60332-1-3, in accordance with IEC 60332-2-2		

General technical data

Version	pin, straight - socket, straight	Connection thread	M8
Housing main material	PUR	Threaded ring material	Diecast zinc
Contact surface	Gold-plated	LED	No
Rated voltage	30 V	Rated current	4 A
Insulation strength	10 ⁸ Ω	Temperature range of housing	-25...+85 °C
Plugging cycles	≥ 100	Pollution severity	3
jumpered	No		

Standards

Connector standard IEC 61076-2-104 Certificate no. (cULus) E307231

Classifications

ETIM 5.0	EC001855	ETIM 6.0	EC001855
eClass 6.2	27-27-92-18	eClass 7.1	27-27-92-18
eClass 8.1	27-27-92-18	eClass 9.0	27-06-03-11
eClass 9.1	27-06-03-11		

Creation date May 27, 2019 5:31:57 PM CEST

Data sheet

SAIL-M8GM8G-4-13U

Weidmüller Interface GmbH & Co. KG
Klingenbergstraße 16
D-32758 Detmold
Germany
Fon: +49 5231 14-0
Fax: +49 5231 14-292083
www.weidmueller.com

Technical data

Approvals

Approvals



ROHS

Conform

Downloads

Brochure/Catalogue

[FL FIELDWIRING EN](#)

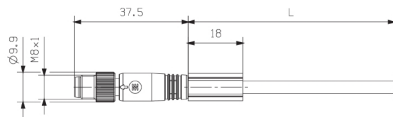
Data sheet

SAIL-M8GM8G-4-13U

Weidmüller Interface GmbH & Co. KG
 Klingenbergstraße 16
 D-32758 Detmold
 Germany
 Fon: +49 5231 14-0
 Fax: +49 5231 14-292083
 www.weidmueller.com

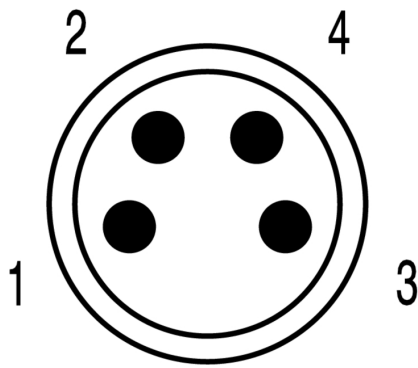
Drawings

Dimensioned drawing



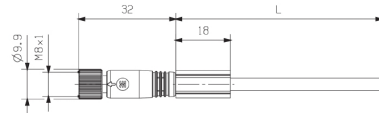
Male, straight

Pole scheme



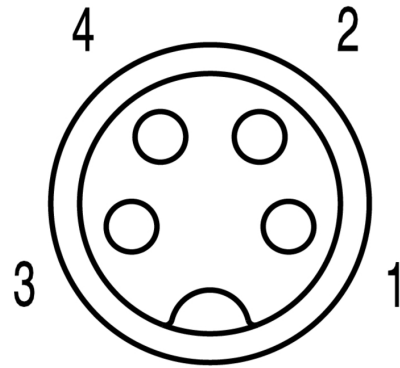
Male

Dimensioned drawing



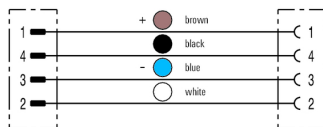
Straight socket

Pole scheme



Socket

Wiring diagram



The ideal tool: Screwty® with torque function



Light, securely screwed-in round plug-in connectors. Screwty set DM / VPE: 1 / Order No.: 1920000000 Adapters: M12, M12 F, M8, M8 F