
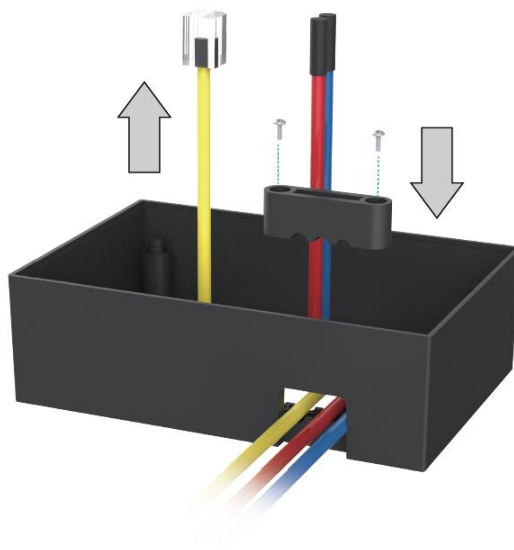


## INSTALL INSTRUCTION ASS05050000\_Box for wall mounting of BMV battery monitor

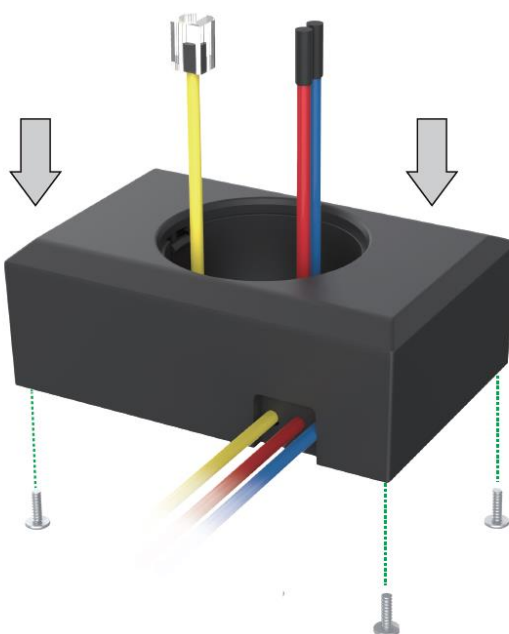
**Step 1:** put cables through the cable entry hole of wall mounting box



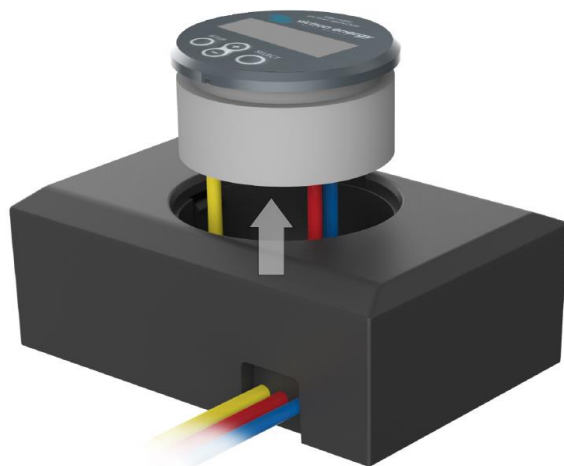
**Step 2:** tighten the pull relief plastic by the 2 screws



**Step 3:** tighten the top side to the bottom part with the 4 screws



**Step 4:** connect the cables to the back side of the BMV battery monitor



**Step 5:** place the BMV battery monitor to the wall mounting box



**Step 6:** mount the box on to the wall through the 4 hanging holes on the back

