

Magnet coil for contactors 7.5 kW 7.5 kW, 110 V AC, 50 Hz / 120 V, 60Hz, for motor contactors, Size S0, Screw terminal






### General technical data

Product brand name	SIRIUS
Product designation	Magnet coil

### Control circuit

Type of voltage of the control supply voltage	AC
Power loss [V·A] of magnet coil at AC typical	8.5 V·A
Control supply voltage <ul style="list-style-type: none"> <li>• 1 at AC                 <ul style="list-style-type: none"> <li>— at 50 Hz rated value</li> <li>— at 60 Hz rated value</li> </ul> </li> </ul>	110 V 120 V
Operating range factor control supply voltage rated value of magnet coil at AC <ul style="list-style-type: none"> <li>• at 50 Hz</li> <li>• at 60 Hz</li> </ul>	0.8 ... 1.1 0.85 ... 1.1

### Certificates/approvals

General Product Approval	EMC	Declaration of Conformity	Shipping Approval
		 EG-Konf.	<a href="#">Miscellaneous</a>  

### other

[Confirmation](#)



### Further information

Information- and Downloadcenter (Catalogs, Brochures,...)

<http://www.siemens.com/industrial-controls/catalogs>

Industry Mall (Online ordering system)

<https://mall.industry.siemens.com/mall/en/en/Catalog/product?mlfb=3RT2924-5AK61>

Cax online generator

<http://support.automation.siemens.com/WW/CAXorder/default.aspx?lang=en&mlfb=3RT2924-5AK61>

**Service&Support (Manuals, Certificates, Characteristics, FAQs,...)**

<https://support.industry.siemens.com/cs/ww/en/ps/3RT2924-5AK61>

**Image database (product images, 2D dimension drawings, 3D models, device circuit diagrams, EPLAN macros, ...)**

[http://www.automation.siemens.com/bilddb/cax\\_de.aspx?mlfb=3RT2924-5AK61&lang=en](http://www.automation.siemens.com/bilddb/cax_de.aspx?mlfb=3RT2924-5AK61&lang=en)

**last modified:**

09/11/2019